



INDIANA BUSINESS FOR RESPONSIVE GOVERNMENT




2010 INDIANA PRIMARY ELECTION REPORT



VERSION #4 - UPDATED FRIDAY, MAY 14 AT 8:00 AM



2010 Primary Election Report

Version #4 - May 14, 2010 P. 2 

IBRG Wins in Top 2 Races, Defeats Incumbents Overall, 15 of 17 IBRG Endorsed Candidates Win!

- In HD22, IBRG endorsed candidate Rebecca Kubacki (R-Warsaw) defeated retired teacher and ISTA member Rep. Bill Ruppel (R-North Manchester) while receiving 53.8% of the vote. IBRG teamed up to manage the grassroots and all media components of Kubacki's campaign. IBRG spent approximately \$40,000 on radio, mail, cable TV and voter ID phone calls for Kubacki.
- IN HD38, IBRG endorsed candidate Heath VanNatter (R-Kokomo) defeated incumbent Rep. Jacque Clements (R-Frankfort) while receiving 58.5% of the vote. IBRG was a part of a strong coalition with the Indiana Builders Association, Indiana Manufacturers Association, Indiana Realtors, ABC and Hoosiers for Economic Growth. IBRG directed the mail, radio and advocacy phone call programs. VanNatter built a strong grassroots organization and won this race with his door to door campaign.
- Richard Pfeil (R-South Bend), a member of the Indiana Chamber board of directors, won his contested primary in HD8 and will face Rep. Ryan Dvorak in November.
- Dan Leonard (R-Huntington) and Tom Dermody (R-LaPorte), the two House members with the highest score on our annual *Legislative Vote Analysis* both won their primaries.
- Small businessman Francis Ellert (R-Plymouth) held off his primary opponent in HD17 and will face Rep. Nancy Dembowski in November.
- IBRG endorsed 17 House candidates in a contested primary, 15 won (88.2%).
- IBRG endorsed 0 Senate candidates involved in a contested primary.
- Thank you to all of you who watched our live webcast. Be sure to check www.IBRG.biz for continued updates to this report.



2010 Primary Election Report

IBRG Wins in Top 2 Races, Defeats Incumbents Overall, 15 of 17 IBRG Endorsed Candidates Win!

- Youth prevailed in two contested primaries. In HD21, 24 year old Tim Wesco (R-Mishawaka) defeated Dave Wood (R-Mishawaka) and in SD17, 30 year old Jim Banks (R-Columbia City) defeated Tom Wall (R-Huntington).
- State House Democratic incumbents Charlie Brown, Chet Dobis, Dan Stevenson, Mary Ann Sullivan and Shelli VanDenburgh all coast in their primary contests.
- The defeats of Clements in HD38 and Ruppel in HD22 brings the total number of Republican incumbents defeated by IBRG to five in the last decade. This also includes at least one in each of the last three election cycles.
- Since 1990, IBRG has now helped unseat 29 entrenched incumbents who did not support business.
- In the last three primary elections, 46 of 50 (92%) IBRG endorsed candidates won.

- Be sure to check www.IBRG.biz for continued updates to this report.


Coats Wins GOP nomination, will challenge Ellsworth for U.S. Senate open seat held by Sen. Evan Bayh!

- Dan Coats (R-Indianapolis) received 39.4% of the vote in a five way primary.
 - Coats received 217,056 votes and finished 56,127 votes ahead of second place finisher Marlin Stutzman (R-Howe).
 - The five Republican candidates totaled 550,248 votes.
 - Coats won 63 counties while Stutzman won 13 and Hostettler won 16. Bates, Jr. and Behany failed to win a county. (92 of the 92 counties have reported).
 - All of the counties that Hostettler won were in his former congressional district located in Southwest Indiana.
 - Brad Ellsworth (D-Evansville) is expected to be selected by the Indiana Democratic State Party's central committee to be their candidate on May 15.
-
- Be sure to check www.IBRG.biz for continued updates to this report.

All comments, election results and analysis were compiled by IBRG staff.
Michael Davis, Vice President, Political Affairs (outgoing)
Jeff Brantley, Vice President, Political Affairs (incoming)
Chase Downham, Manager, Political Affairs
Kelby Hicks, Manager, Political Fundraising
Kate Galloway, Intern



2010 Primary Election Report

Version #4 - May 14, 2010 P. 5 

Young Pulls Out Close One While Burton Survives Again!

- First-time candidate Todd Young narrowly defeated Travis Hankins and Mike Sodrel for the GOP primary win to face off against Congressman Baron Hill in the general election. While Young's victory was considered a real possibility, former Congressman Sodrel's third-place finish surprised many observers. The top three candidates each received at least 30% of the vote.
- Secretary of State Todd Rokita scored a decisive win over State Senator Brandt Hershman (42.4% to 17.1%) and eleven (11) other candidates in the GOP Primary to succeed retiring Congressman Steve Buyer (R), who had endorsed his district office director Hershman. A solidly-GOP district is not expected to be in play in the general election.
- Congressman Dan Burton (R) narrowly survived a primary challenge from six challengers, defeating Luke Messer by a 29.7% to 27.6% margin, with 2008 challenger Dr. John McGoff coming in third with 18.8% of the vote. Seeking a 15th term in the U.S. House, Burton's message focused on his experience in "fighting Nancy Pelosi's agenda."
- Political novice Bob Thomas poured at least \$251,000 of his own cash into hard-hitting commercials, but Mark Souder won 47.8% percent of the vote in the eight-county northeast Indiana U.S. Congressional 3rd district. Souder will face Democrat Tom Hayhurst, whom he defeated four years ago.
- Perennial candidate Marvin Scott (R) surprised many in Indianapolis by defeating the Marion County GOP slated candidate Carlos May. Scott will square off against Congressman Andre Carson in a long-shot general election match-up.
- Larry Bucshon, a heart surgeon from Newburgh, defeated seven other candidates to win the right to take on State Representative Trent VanHaaften (D-Mount Vernon) for the open seat U.S. House seat vacated by Congressman Brad Ellsworth (D) to run for the U.S. Senate seat.
- Jackie Walorski (R) handily defeated (60.8%) three other contenders in the Republican primary election to square off against Congressman Joe Donnelly (D) in the general election. Walorski, currently a state representative from Elkhart, has a strong pro-business voting record as a state lawmaker.

Inside The Numbers

- For the 2010 Primary Election, statewide turnout was 20.8%. In 2008 statewide turnout was 40.0%.
- There were 94,671 absentee ballots cast. The previous record number of absentee ballots cast was 185,692 in 2008.
- 21 counties had a 50% or greater drop in voter turnout. Monroe County had the largest decrease in voter turnout – nearly 73.3% fewer registered voters voting.
- 10.6% of all active voters voted by absentee. This number was 10.8% in 2008 but just 7.2% in 2006.
- Nearly 62% of all ballots cast in the Primary Election were for the Republican Party. This number was 26% in 2008 and 46% of ballots cast in 2006. This is the first time this number has reached over 60% in the last ten years.
- In 70 of Indiana's 92 counties, over half of the ballots cast in the Primary Election were for the Republican Party. In 2008 this number was just two.
- For 26 counties the Republican share of the Primary Election turnout was 80% or greater. The Republican Party had zero counties in 2008 and just one county in 2006 that achieved this same level of voter intensity.
- Perry County had the lowest percentage of Republican ballots cast with 9.7%.
- Kosciusko County had the highest percentage of Republican ballots cast with 95.5%.



Additional Observations from Election Day

Random observations and insights from Election Day (as posted on www.IndianaChamberBlogs.com by Tom Schuman):

- Seems that the Secretary of State's election division received as many inquiries about liquor stores being open (the law was, in a common sense move, changed earlier this year to allow alcohol sales while the polls were open) than problems at the polls. Good news there.
- A caller to *The Times* in Northwest Indiana bragged that he voted straight Republican today. The newspaper's response, on its blog, was: Well, duh!
- There were early reports (around 7 p.m.) that U.S. Senate frontrunner Dan Coats had practiced his victory speech from the podium at the Indianapolis Marriott. Guess he didn't mind tempting fate a bit.
- Interesting to see those U.S. Senate and other TV ads airing in the final minutes before the polls closed. Candidates seeking a last-minute push? Nah! Just the intricacies of television scheduling.
- *Indianapolis Star's* Matt Tully notes on Chamber webcast that all Republicans leading the congressional primaries were doing so with less than 50% of the vote (current Indiana Rep. Jackie Walorski did move up to 60.8% a short time later in dominating her race to challenge Joe Donnelly).
- Be sure to check www.IBRG.biz for continued updates to this report.





2010 Primary Election Report



IBRG ENDORSED CANDIDATES

Result	Dist	Name	Status	City
WON	HD 08	Richard Pfeil	Challenger	Granger
WON	HD 15	Don Lehe	Incumbent	Brookston
WON	HD 16	Doug Gutwein	Incumbent	Francesville
WON	HD 17	Francis Ellert	Challenger	Culver
WON	HD 18	David Wolkins	Incumbent	Winona Lake
WON	HD 20	Tom Dermody	Incumbent	LaPorte
Lost	HD 21	David Wood	Open Seat	Mishawaka
WON	HD 22	Rebecca Kubacki	Challenger	Warsaw
WON	HD 35	Jack Lutz	Incumbent	Anderson
WON	HD 38	Heath VanNatter	Challenger	Kokomo
WON	HD 41	Tim Brown	Incumbent	Crawfordsville
WON	HD 50	Dan Leonard	Incumbent	Huntington
WON	HD 58	Woody Burton	Incumbent	Greenwood
Lost	HD 67	Cindy Ziemke	Open Seat	Batesville
WON	HD 68	Jud McMillin	Challenger	Brookville
WON	HD 70	Rhonda Rhoads	Challenger	Corydon
WON	HD 89	Cindy Kirchhofer	Challenger	Indianapolis



2010 Primary Election Report

RESULTS OF CONGRESSIONAL PRIMARY RACES

Dist % Vote In	Candidate	Party/City	Votes	%
IN 1 100%	Adam Dombkowski	R-Valparaiso	3,319	12.8%
	Ric Holtz	R-Merrillville	1,505	5.8%
	✓ Mark Leyva	R-Highland	6,384	24.7%
	Peter Lindemulder III	R-Highland	5,783	22.3%
	Eric Olson	R-Cedar Lake	3,482	13.4%
	Robert Pastore	R-Hammond	3,469	13.4%
	Michael Petyo	R-Hobart	754	2.9%
Jayson Reeves	R-Gary	1,194	4.6%	
IN 2 100%	Martin Dolan	R-LaPorte	3,760	7.9%
	Jack Jordan	R-Bremen	13,567	28.4%
	✓ Jackie Walorski	R-Lakeville	29,074	60.8%
Tony Zirkle	R-South Bend	1,414	3.0%	
IN 3 100%	✓ Mark Souder *	R-Ft. Wayne	38,424	47.8%
	Greg Dickman	R-Auburn	2,126	2.6%
	Bob Thomas	R-Indianapolis	27,061	33.6%
	Phil Troyer	R-Ft. Wayne	12,847	16.0%
IN 3 100%	✓ Thomas Hayhurst	D-Ft. Wayne	8,737	79.8%
	Thomas Schrader	D-Ft. Wayne	2,211	20.2%
IN 4 100%	Jon Acton	R-Indianapolis	3,440	4.0%
	Cheryl Allen	R-Martinsville	2,970	3.5%
	Mike Campbell	R-Cambridge City	2,406	2.8%
	Daniel Dunham	R-Mooresville	981	1.1%
	James Hass	R-West Lafayette	2,150	2.5%
	Charles Henderson	R-Greenwood	3,529	4.1%
	Brandt Hershmann	R-Lafayette	14,661	17.1%
	LaRon Keith	R-Bedford	3,543	4.1%
	✓ Todd Rokita	R-Indianapolis	36,353	42.4%
	Mark Seitz	R-Indianapolis	1,559	1.8%
	Phillip Steffen	R-Avon	1,733	2.0%
Eric Wathen	R-Brownsburg	5,484	6.4%	
Mike Young	R-Indianapolis	6,981	8.1%	
IN 4 100%	Tara Nelson	D-Lafayette	4,243	28.8%
	Mark Powell	D-Crawfordsville	2,900	19.7%
	✓ David Sanders	D-West Lafayette	7,597	51.5%
IN 5 100%	✓ Dan Burton *	R-Indianapolis	32,649	29.7%
	Ann Adcock	R-Indianapolis	3,344	3.0%
	Andy Lyons	R-Marion	3,948	3.6%
	John McGoff	R-Indianapolis	20,645	18.8%
	Brose McVey	R-Carmel	9,355	8.5%
	Luke Messer	R-Shelbyville	30,386	27.6%
	Mike Murphy	R-Indianapolis	9,761	8.9%
IN 5 100%	✓ Tim Crawford	D-Westfield	9,934	60.9%
	Nasser Hanna	D-Fishers	6,381	39.1%

RESULTS OF CONGRESSIONAL PRIMARY RACES

Dist % Vote In	Candidate	Party/City	Votes	%
IN 6 100%	George Holland	D-Rushville	10,283	37.0%
	✓ Barry Welsh	D-Connersville	17,472	63.0%
IN 7 100%	✓ Andre Carson *	D-Indianapolis	26,355	89.1%
	Carl Kakasuleff	D-Indianapolis	737	2.5%
	Bob Kern	D-Indianapolis	2,148	7.3%
	Pierre Pullins	D-Indianapolis	353	1.2%
IN 7 100%	Wayne Harmon	R-Indianapolis	4,727	18.7%
	✓ Carlos May	R-Indianapolis	9,320	37.0%
✓ Marvin Scott	R-Indianapolis	11,173	44.3%	
IN 8 100%	Bud Bernitt	R-Bloomington	1,468	3.0%
	✓ Larry Bucshon	R-Newburgh	16,219	32.7%
	Billy Mahoney	R-Newport	1,408	2.8%
	Kristi Risk	R-Spencer	14,260	28.8%
	John Lee Smith	R-Evansville	4,707	9.5%
	John Snyder	R-Evansville	2,520	5.1%
	Dan Stockton	R-Bainbridge	4,690	9.5%
Steve Westell	R-Cloverdale	4,320	8.7%	
IN 9 100%	✓ Baron Hill *	D-Seymour	37,539	69.6%
	John Botorff	D-Jasper	7,753	14.4%
	Carol Johnson-Smit	D-Campbellsburg	4,314	8.0%
	James McClure, Jr.	D-Clarksville	2,534	4.7%
Lendall Terry	D-Osgood	1,817	3.4%	
IN 9 100%	Travis Hankins	R-Columbus	18,047	32.3%
	Mike Sodrel	R-New Albany	16,997	30.4%
	Rick Warren	R-Elizabethtown	1,593	2.8%
	✓ Todd Young	R-Bloomington	19,290	34.5%

RESULT OF U.S. SENATE PRIMARY RACE

Dist % Vote In	Candidate	Party/City	Votes	%
UNITED STATES SENATE				
100%	Don Bates, Jr.	R-Richmond	24,775	4.5%
	Richard Behney	R-Carmel	23,119	4.2%
	✓ Dan Coats	R-Indianapolis	217,116	39.5%
	John Hostettler	R-Wadesville	124,401	22.6%
Marlin Stutzman	R-Howe	160,943	29.2%	

IBRG Endorsed Candidate

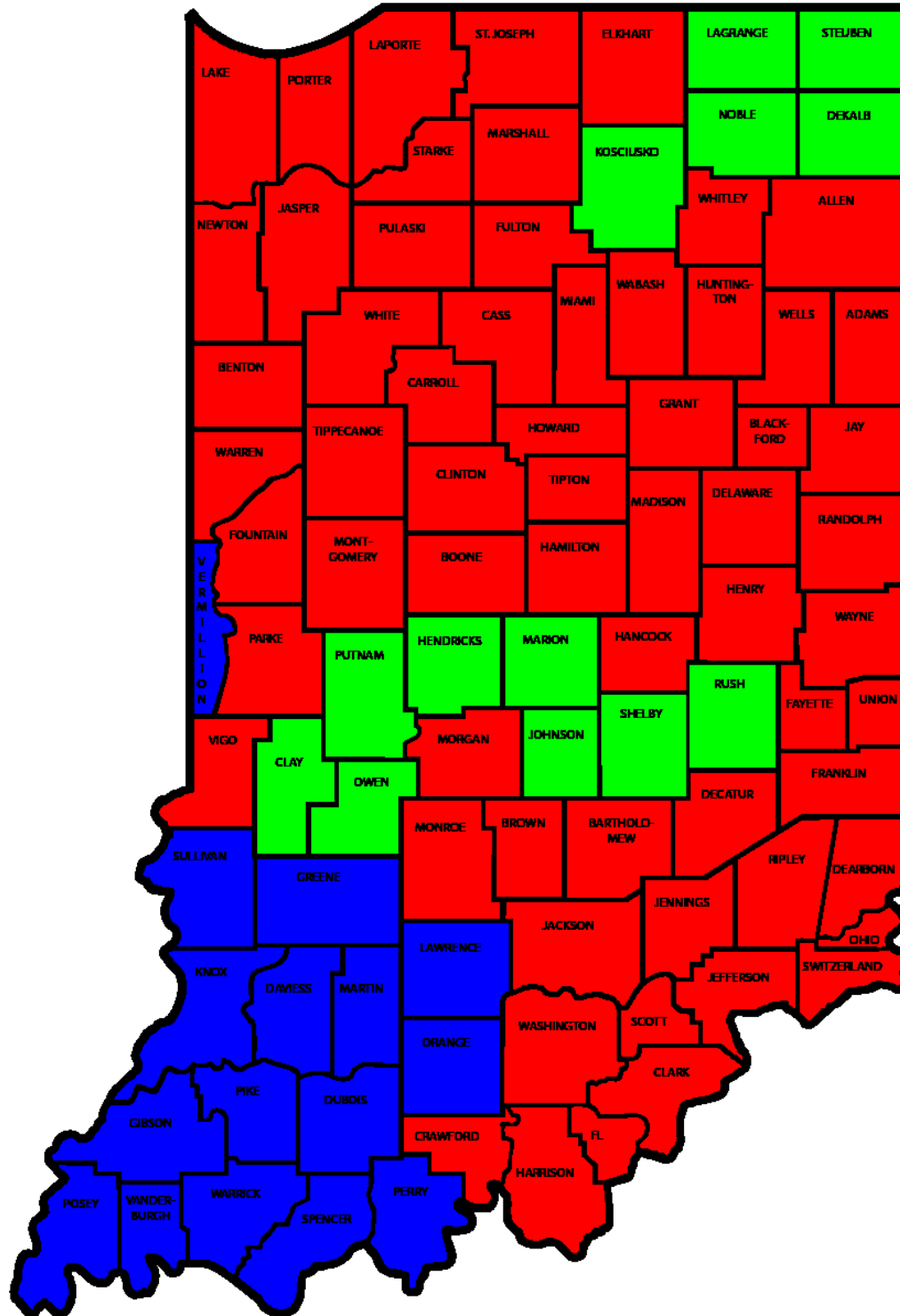
* Indicates Incumbent

✓ Indicates Winner

All election results are as of Tues, May 4. None of the results listed are yet certified by the Indiana Election Commission and are unofficial results. While none of the listed winners are expected to change, some vote totals and percentages may change slightly.



INDIANA BUSINESS FOR RESPONSIVE GOVERNMENT



63	COATS
16	HOSTETTLER
13	STUTZMAN
0	BATES, JR.
0	BEHNEY



RESULTS OF SENATE PRIMARY RACES

Dist	% Vote	Incumbent	Candidate	Party/City	Votes	%
17	✓	Jim Banks	R-Columbia City	12,457	63.1%	
100%		Tom Wall	R-Fort Wayne	7,276	36.9%	
26	✓	Sue Errington *	D-Muncie	6,505	59.9%	
100%		Lewis Coulter	D-Muncie	3,023	27.8%	
		Jeff Ellison	D-Muncie	1,329	12.2%	
26		Kevin Barrett	R-Muncie	2,236	35.6%	
100%	✓	Doug Eckerty	R-Yorktown	4,051	64.4%	
29		James Litton	D-Indianapolis	1,010	23.3%	
100%	✓	Robin Shackelford	D-Indianapolis	3,332	76.7%	

Dist	% Vote	Incumbent	Candidate	Party/City	Votes	%
39	✓	John Waterman *	R-Sullivan	7,039	80.5%	
100%		Ron Boger	R-Vincennes	1,705	19.5%	
43	✓	Johnny Nugent *	R-Lawrenceburg	11,737	74.1%	
100%		Lindsay Patterson	R-Brookville	4,102	25.9%	
46	✓	Ron Grooms	R-Jeffersonville	3,888	52.6%	
100%		Lee Ann Wiseheart	R-New Albany	3,507	47.4%	
49	✓	Jim Tomes	R-Wadesville	3,075	51.0%	
100%		Andrew Wilson	R-New Harmony	2,955	49.0%	

IBRG Endorsed Candidate

* Indicates Incumbent

✓ Indicates Winner

All election results are as of Tues, May 4. None of the results listed are yet certified by the Indiana Election Commission and are unofficial results. While none of the listed winners are expected to change, some vote totals and percentages may change slightly.





2010 Primary Election Report

RESULTS OF HOUSE PRIMARY RACES

Dist	% Vote In	Candidate	Party/City	Votes	%
03	✓	Charlie Brown *	D - Gary	3,813	64.4%
	100%	Bryan Bullock	D - Gary	2,111	35.6%
08	✓	Richard Pfeil	R-Granger	1,836	53.5%
	100%	Mark Schaeffer	R- South Bend	1,597	46.5%
11	✓	Dan Stevenson *	D - Highland	3,211	71.9%
	100%	Paul Krizman	D- Hammond	1,258	28.1%
13	✓	Chet Dobis *	D - Merrillville	3,112	57.4%
	100%	Richard Hardaway	D - Merrillville	2,311	42.6%
15	✓	Don Lehe *	R - Brookston	4,497	62.1%
	100%	Art Anderson	R - Monticello	2,740	37.9%
15	✓	Timothy Downs	D-Monticello	1,456	73.3%
	100%	John Anthony Malan	D- Kentland	531	26.7%
16	✓	Douglas Gutwein *	R - Francesville	5,882	66.6%
	100%	Richard Kallenbach	R-DeMotte	2,947	33.4%
17	✓	Francis Ellert	R-Culver	2,882	56.2%
	100%	Mike Yankauskas	R-Hamlet	2,245	43.8%
18	✓	David Wolkins *	R - Winona Lake	5,094	71.3%
	100%	Retha Hicks	R - Winona Lake	2,052	28.7%
19	✓	Shelli VanDenburgh *	D - Crown Point	3,017	80.2%
	100%	Dennis Meeks	D - Crown Point	745	19.8%
19		Frances Katz	R- Crown Point	1,124	34.1%
	100%	✓ Daniel Klein	R- Crown Point	2,170	65.9%
20	✓	Tom Dermody *	R - LaPorte	3,144	64.6%
	100%	Todd Reinert	R- Hanna	1,723	35.4%
21	✓	Timothy Wesco	R- Mishawaka	4,143	67.8%
	100%	Dave Wood	R- Mishawaka	1,966	32.2%
22		Bill Ruppel *	R - North Manchester	4,309	46.2%
	100%	✓ Rebecca Kubacki	R- Syracuse	5,024	53.8%
35	✓	Jack Lutz *	R - Anderson	4,289	63.6%
	100%	Eric Welch	R- Muncie	2,451	36.4%
38		Jacque Clements *	R - Frankfort	4,160	41.6%
	100%	✓ Heath VanNatter	R- Kokomo	5,852	58.4%
41	✓	Tim Brown *	R - Crawfordsville	6,536	75.1%
	100%	Anita Carpenter	R - Crawfordsville	2,169	24.9%
46		Randy Carter	D- Stinesville	1,034	17.5%
	100%	Kal Ellis	D- Terre Haute	1,672	28.3%
		✓ Bionca Gambill	D- Terre Haute	3,209	54.3%
50	✓	Dan Leonard *	R - Huntington	6,812	65.6%
	100%	Ron Fusselman	R - Huntington	3,572	34.4%
51	✓	Dick Dodge *	R - Pleasant Lake	5,698	58.0%
	100%	David Powers	R - Auburn	4,134	42.0%

Dist	% Vote In	Candidate	Party/City	Votes	%
55	✓	Tom Knollman *	R- Union City	2,919	45.2%
	100%	Randy Lyness	R- West Harrison	1,711	26.5%
		Lynn Sheets	R- Liberty	1,833	28.4%
55		Glenn Bailey	D- Batesville	1,088	41.4%
	100%	✓ David Moeller	D- Glenwood	1,539	58.6%
58	✓	Woody Burton *	R - Greenwood	4,711	56.6%
	100%	Ron West	R- Greenwood	3,613	43.4%
60	✓	Steven Hogan	R- Bloomington	2,416	54.4%
	100%	Joyce Poling	R- Bloomington	2,026	45.6%
67		Shawn Fields	R- Greensburg	435	3.8%
	100%	✓ Randy Frye	R- Greensburg	3,311	29.3%
		Tony Goodrich	R- Rushville	133	1.2%
		Dale Jones	R- Connersville	980	8.7%
		Martin Voegelé	R- Greensburg	559	4.9%
		Tami Wenning	R- Wesport	3,114	27.5%
67		Cindy Ziemke	R- Batesville	2,784	24.6%
	100%	68 Martin Brunner	R - Batesville	2,236	33.7%
70	✓	Jud McMillin	R- Brookville	4,406	66.3%
		Brett Loyd	R- Greenville	2,258	37.2%
70	100%	✓ Rhonda Rhoads	R- Corydon	3,815	62.8%
		73 Ryan Bower	D- Salem	4,254	61.8%
73	100%	Doug Leatherbury	D- Salem	2,633	38.2%
	73	✓ Steve Davison	R- Salem	2,648	56.0%
73	100%	Henry Taylor	R- Henryville	2,080	44.0%
	74	✓ Sue Ellspermann	R- Ferdinand	2,979	79.6%
74	100%	Angela Sowers	R- Boonville	765	20.4%
	81	Curtis Eastes	R- Fort Wayne	366	15.1%
81	100%	✓ Mike Obergfell	R- Fort Wayne	2,053	84.9%
	85	✓ Phyllis Pond *	R - New Haven	4,774	51.9%
85	100%	Audrey Queckboerner	R- Leo	2,472	26.9%
		Denny Worman	R- Leo	1,954	21.2%
	86	Adam Nelson	R- Indianapolis	1,469	29.9%
86	100%	✓ Kurt Webber	R- Carmel	3,446	70.1%
	89	Michael Batz	R- Indianapolis	748	20.5%
89	100%	✓ Cindy Kirchofer	R- Indianapolis	1,922	52.6%
		Timothy McVey, Jr.	R- Indianapolis	981	26.9%
92		Phillip Harrison	D- Indianapolis	665	28.5%
	100%	✓ Brett Voorhies	D- Indianapolis	1,672	71.5%
96	✓	David Dessauer	R- Indianapolis	1,084	55.3%
	100%	Lawrence Newman	R - Indianapolis	875	44.7%
97	✓	Mary Ann Sullivan *	D- Indianapolis	1,305	87.9%
	100%	Kristopher Owens	D- Indianapolis	180	12.1%

IBRG Endorsed Candidate
 * Indicates Incumbent
 ✓ Indicates Winner



2010 Primary Election Report

Senate General Election Matchups

Dist #	Candidate	City	Party
1	Frank Mrvan*	Hammond	D
	David Spudic	Hammond	R
4	Karen Tallian*	Portage	D
	Shawn Olson	Valparaiso	R
6	Sue Landske*	Cedar Lake	R
	Jim Metro	Cedar Lake	D
11	Joe Zakas*	Granger	R
	Catherine Fanello	South Bend	D
14	Dennis Kruse*	Auburn	R
15	Tom Wyss*	Fort Wayne	R
	Jack Morris	Fort Wayne	D
17	Jim Banks	Columbia City	R
19	Travis Holdman*	Fort Wayne	R
21	Jim Buck*	Kokomo	R
	Chuck Sosbe	Kokomo	D
22	Ron Alting*	Lafayette	R
	Michael Oxenrider	Lafayette	D
23	Phil Boots*	Crawfordsville	R
25	Tim Lanane*	Anderson	D
	Brian Jacobs	Pendleton	R
26	Sue Errington*	Muncie	D
	Doug Eckerty	Yorktown	R

Dist #	Candidate	City	Party
27	Allen Paul*	Richmond	R
	Don Crossley	Greensfork	L
29	Mike Delph*	Carmel	R
	Robin Shackelford	Indianapolis	D
31	Jim Merritt*	Indianapolis	R
	Lettie Oliver	Indianapolis	D
	Benjamin Hale	Indianapolis	L
38	Tim Skinner*	Terre Haute	D
	Ed Gluck	Terre Haute	L
39	John Waterman*	Sullivan	R
	Steven Thais	Vincennes	D
41	Greg Walker*	Columbus	R
	Chris Roller	Indianapolis	D
43	Johnny Nugent*	Lawrenceburg	R
45	Jim Lewis*	Charlestown	D
46	Chuck Freiberger	New Albany	D
	Ron Grooms	Jeffersonville	R
47	Richard Young*	Milltown	D
	Ted Metzger	Boonville	R
48	Lindel Hume*	Princeton	D
49	Patty Avery	Evansville	D
	Jim Tomes	Wadesville	R

* Indicates Incumbent Candidate

Highlighted Districts Indicate OPEN SEATS or FILLED VACANCIES (with *)



2010 Primary Election Report

House Of Representatives General Election Matchups

Dist #	Candidate	City	Party
1	Linda Lawson *	Hammond	D
	Bill Johnson	Munster	R
2	Earl Harris *	East Chicago	D
	Kenneth Stevenson	Schererville	R
3	Charlie Brown *	Gary	D
4	Edmond Soliday *	Valparaiso	R
	Thomas Webber, Sr.	Crown Point	D
5	Craig Fry *	Mishawaka	D
	Ron Cenkush	Osceola	L
6	Pat Bauer *	South Bend	D
	Duane Beals	South Bend	R
7	David Niezgodski *	South Bend	D
	Gregory Dudeck	South Bend	R
8	Ryan Dvorak *	Granger	D
	Richard Pfeil	Granger	R
9	Scott Pelath *	Michigan City	D
10	Charles Moseley*	Portage	D
	Ken Kaminski	Portage	R
11	Dan Stevenson *	Highland	D
12	Mara Candelaria Reardon *	East Chicago	D
13	Chet Dobis *	Merrillville	D
14	Vernon Smith *	Gary	D
	Catherine Campbell	Gary	R
15	Don Lehe *	Brookston	R
	Timothy Downs	Monticello	D
16	Douglas Gutwein*	Francesville	R
	Bill Reutebuch	Winamac	D
17	Nancy Dembowski *	Porter	D
	Frances Ellert	Culver	R
	Richard Liedtky	Plymouth	L

Dist #	Candidate	City	Party
18	David Wolkins *	Winona Lake	R
19	Shelli VanDenburgh *	Crown Point	D
	Daniel Klein	Crown Point	R
20	Tom Dermody *	LaPorte	R
21	Timothy Wesco	Mishawaka	R
	Dwight Fish	Elkhart	D
22	Rebecca Kubacki	Syracuse	R
	Allen Dunnagan	Wabash	D
23	Bill Friend *	Macy	R
24	Rich McClain *	Logansport	R
	Timothy Banter, Jr.	Peru	D
25	Jeb Bardon *	Indianapolis	D
	Dan Pool	Indianapolis	R
26	Randy Truitt*	West Lafayette	R
	Paul Roales	West Lafayette	D
27	Sheila Klinker *	Lafayette	D
	Donn Brown	Lafayette	R
28	Jeff Thompson *	Lizton	R
	Danny Shipley	Danville	I
29	Kathy Richardson *	Noblesville	R
	Joe Weingarten	Fortville	D
30	Ron Herrell*	Kokomo	D
	Michael Karickhoff	Kokomo	R
31	Joe Pearson*	Hartford City	D
	Kevin Mahan	Hartford City	R
32	Eric Turner *	Marion	R
33	Bill J. Davis *	Portland	R
34	Dennis A. Tyler *	Muncie	D
	John Tuttle	Muncie	R
35	Jack Lutz *	Anderson	R

Dist #	Candidate	City	Party
36	Terri Austin *	Anderson	D
	Kim Builta	Anderson	R
	Greg Noland	Anderson	L
37	Scott Reske *	Pendleton	D
	Kyle Hupfer	Pendleton	R
	Rob Jozwiak	Anderson	L
38	Heath VanNatter	Kokomo	R
39	Jerry Torr *	Carmel	R
	Gary Wobler	Carmel	D
40	Greg Steuerwald *	Brownsburg	R
	David Hinkle	Brownsburg	L
41	Tim Brown *	Crawfordsville	R
42	Dale Grubb *	Covington	D
	Sharon Negele	Attica	R
43	Clyde Kersey *	Terre Haute	D
44	Nancy Michael*	Greencastle	D
	Jim Baird	Greencastle	R
45	Bruce A. Borders *	Jasonville	R
	Jesse James	Sullivan	D
46	Bionca Gambill	Terre Haute	D
	Bob Heaton	Terre Haute	R
47	Ralph Foley *	Martinsville	R
48	Tim Neese *	Elkhart	R
49	Wes Culver*	Goshen	R
50	Dan Leonard *	Huntington	R

* Indicates Incumbent Candidate

Highlighted Districts Indicate OPEN SEATS or FILLED VACANCIES (with *)





2010 Primary Election Report

House Of Representatives General Election Matchups

Dist #	Candidate	City	Party
51	Dick Dodge *	Pleasant Lake	R
	Codie Ross	Auburn	D
52	David Yarde*	Garrett	R
53	Bob Cherry *	Greenfield	R
54	Tom Saunders *	Lewisville	R
	Rex Bell	Hagerstown	L
55	Tom Knollman *	Liberty	R
	David Moeller	Glenwood	D
	Sarah Jordan	Boston	L
56	Phillip Pflum *	Milton	D
	Brad Hyatt	New Castle	L
57	Sean Eberhart *	Shelbyville	R
58	Woody Burton *	Greenwood	R
59	Milo Smith *	Columbus	R
	Dan Fleming	Columbus	D
60	Peggy Welch *	Bloomington	D
	Steven Hogan	Bloomington	R
61	Matt Pierce *	Bloomington	D
	Kevin Suddeth	Bloomington	R
62	Sandra Blanton *	Orleans	D
	Matt Uebelhor	Bloomfield	R
63	Mark Messmer*	Jasper	R
	Dan Steiner	Shoals	D
64	Kreg Battles *	Vincennes	D
	Ken Beckerman	Princeton	R
65	Eric Koch *	Bedford	R
	Al Cox	Nashville	L
66	Terry Goodin *	Austin	D
	Jim Lucas	Seymour	R
67	Randy Frye	Greensburg	R
68	Bob Bischoff *	Greendale	D
	Jud McMillin	Brookville	R

Dist #	Candidate	City	Party
69	David Cheatham *	North Vernon	D
70	Paul Robertson *	DePauw	D
	Rhonda Rhoads	Corydon	R
	Darrell Dillard	Clarksville	L
71	Steve Stemler *	Jeffersonville	D
72	Ed Clere*	New Albany	R
	Shane Gibson	New Albany	D
73	Ryan Bower	Salem	D
	Steve Davisson	Salem	R
74	Russ Stilwell *	Boonville	D
	Sue Ellspermann	Ferdinand	R
75	Mike Goebel	Evansville	D
	Ron Bacon	Chandler	R
76	Bob Deig	Mount Vernon	D
	Wendy McNamara	Mount Vernon	R
77	Gail Riecken*	Evansville	D
	Cheryl Musgrave	Evansville	R
78	Suzanne Crouch *	Evansville	R
	Steven Smith	Evansville	D
79	Matthew Lehman*	Berne	R
80	Phil GiaQuinta *	Fort Wayne	D
81	Win Moses *	Fort Wayne	D
	Mike Obergfell	Fort Wayne	R
	Beth Lennon		L
82	Jeff Espich *	Uniondale	R
83	Matthew Bell *	Avilla	R
84	Randy Borrer *	Fort Wayne	R
85	Phyllis Pond *	New Haven	R
	Paul Leslie	Fort Wayne	L
86	Ed Delaney*	Indianapolis	D
	Kurt Webber	Carmel	R

Dist #	Candidate	City	Party
87	Cindy Noe *	Indianapolis	R
	Joe Hauptmann	Zionsville	L
88	Brian Bosma *	Indianapolis	R
89	John Barnes*	Indianapolis	D
	Cindy Kirchofer	Indianapolis	R
	Al Thompson	Martinsville	L
90	Mike Speedy	Indianapolis	R
	Kevin Vail	Indianapolis	L
91	Bob Behning *	Indianapolis	R
	Timothy Huber	Indianapolis	D
	Matt Amormino		L
92	Phil Hinkle *	Indianapolis	R
	Brett Voorhies	Indianapolis	D
	Jason Sipe		L
93	David Frizzell *	Indianapolis	R
	Kent Raquet		L
94	Cherrish Pryor*	Indianapolis	D
	Mike Smythe		L
95	John Bartlett *	Indianapolis	D
	Ray Shearer	Indianapolis	R
96	Greg Porter *	Indianapolis	D
	David Dessauer	Indianapolis	R
97	Mary Ann Sullivan*	Indianapolis	D
	Wes Robinson	Indianapolis	R
	Josh Barker		L
98	William Crawford *	Indianapolis	D
	Brianne House	Indianapolis	R
99	Vanessa Summers *	Indianapolis	D
	David Blank	Indianapolis	R
	John Meuser	Indianapolis	L
100	John Day *	Indianapolis	D
	Robbin Stewart	Indianapolis	R
	Paul Diyak-Robinson	Indianapolis	

* Indicates Incumbent Candidate

Highlighted Districts Indicate OPEN SEATS or FILLED VACANCIES (with *)



2010 Primary Election Report



U.S. Senate & U.S. House General Election Matchups

Dist #	Candidate	City	Party
SEN	Brad Ellsworth	Evansville	D
	Dan Coats	Indianapolis	R
	Rebecca Sink Burris		L
IN 1	Pete Visclosky *	Merrillville	D
	Mark Leyva	Highland	R
	Jon Morris		L
IN 2	Joe Donnelly *	South Bend	D
	Jackie Walorski	Lakeville	R
	Mark Vogel		L
IN 3	Mark Souder *	Fort Wayne	R
	Thomas Hayhurst	Fort Wayne	D
	Scott Wise		L
IN 4	Todd Rokita	Indianapolis	R
	David Sanders	West Lafayette	D
	John Duncan		L

Dist #	Candidate	City	Party
IN 5	Dan Burton *	Indianapolis	R
	Tim Crawford	Westfield	D
IN 6	Mike Pence *	Anderson	R
	Barry Welsh	Connersville	D
IN 7	Andre D. Carson *	Indianapolis	D
	Marvin Scott	Indianapolis	R
IN 8	Trent Van Haaften	Mount Vernon	D
	Larry Bucshon	Newburgh	R
IN 9	Baron Hill *	Seymour	D
	Todd Young	Bloomington	R
	Jerry Lucas	Deputy	I

* Indicates Incumbent Candidate

Highlighted Districts Indicate OPEN SEATS or FILLED VACANCIES (with *)



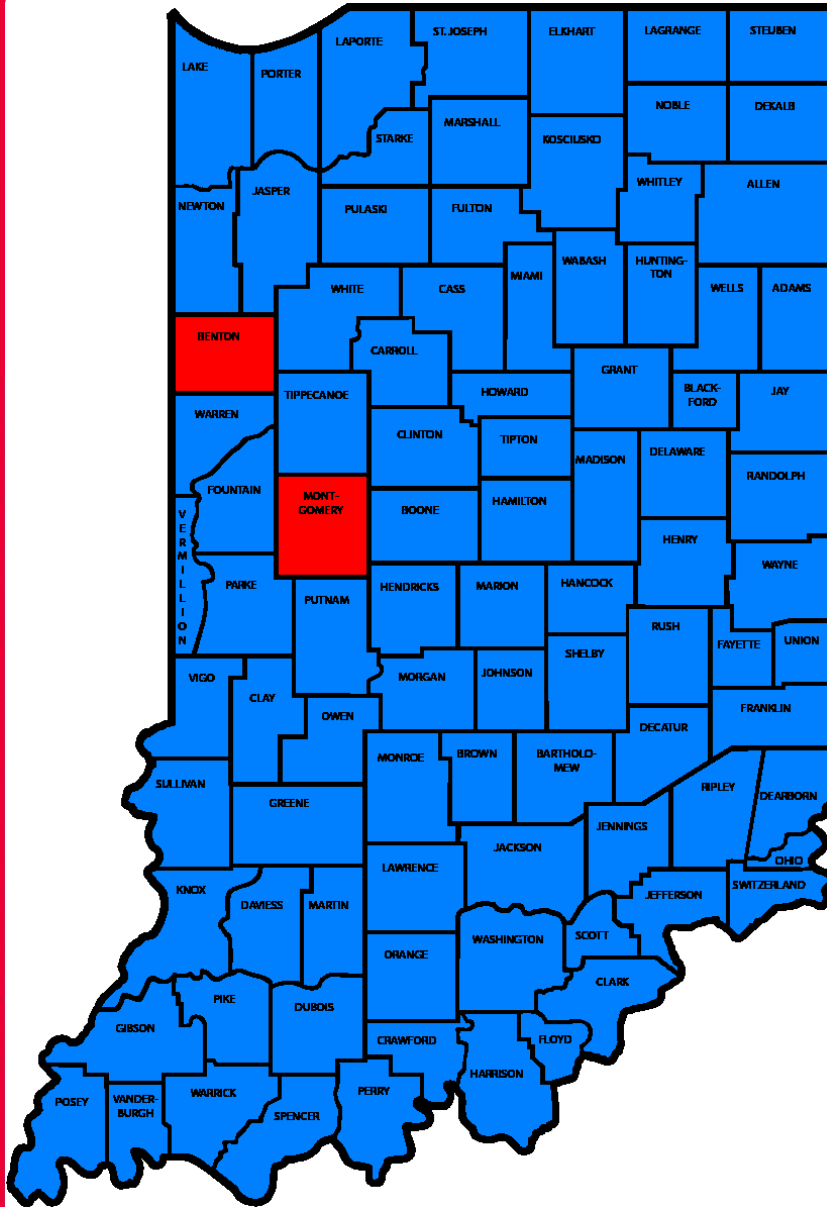
2010 Primary Election Report

Legislative Turnover

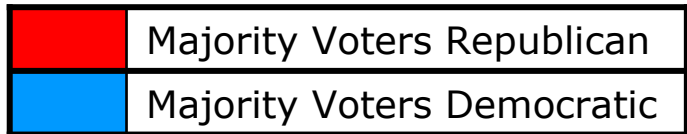
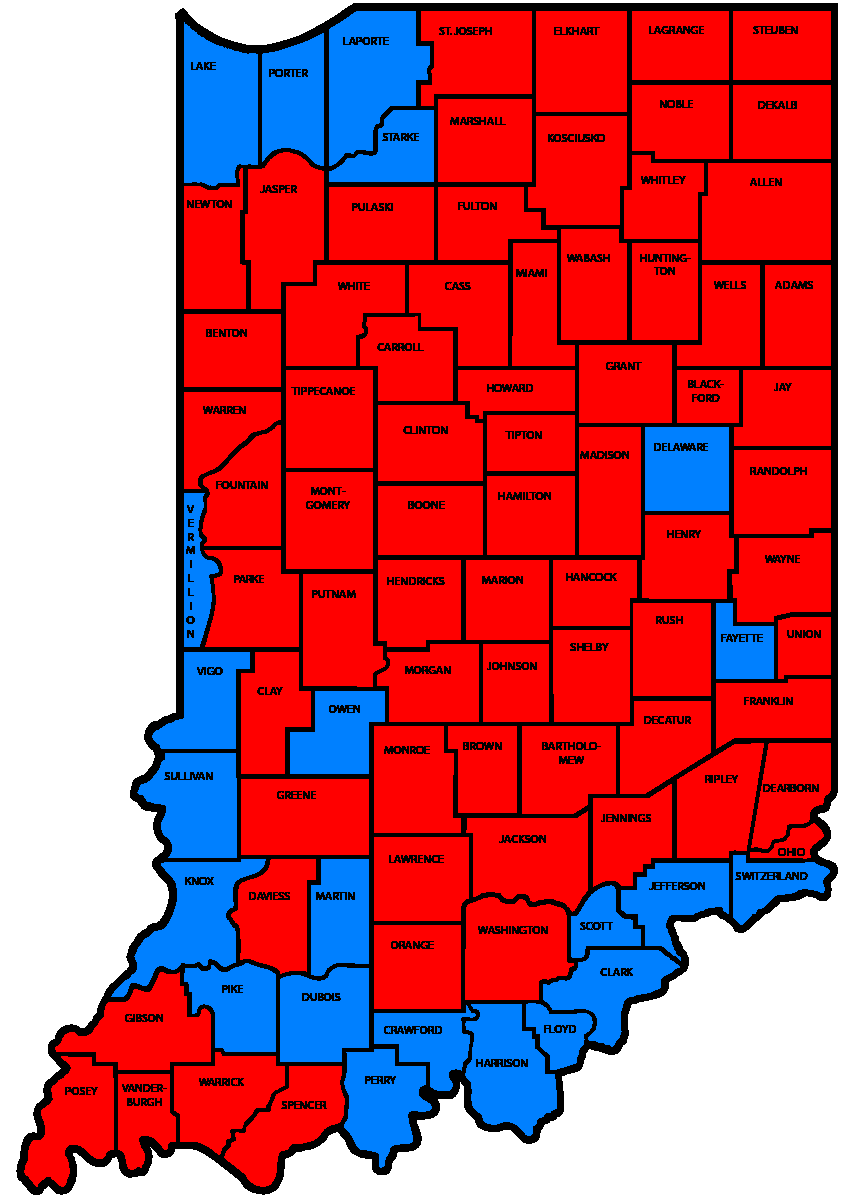
- There will be a minimum of 9 different state representatives for the 2011 General Assembly due to defeat, retirement, resignation or death compared to the legislators elected in 2008.
- Here is the list of representatives who will be serving their first full elected term as Representative:

Dist	Rep./Candidate	Notes
21	Wood/Fish	Jackie Walorski is running for Congress
22	Kubacki/Dunnagan	Bill Ruppel was defeated in primary by Kubacki
38	VanNatter	Jacque Clements was defeated in primary by VanNatter
46	Gambill/Heaton	Verne Tincher is retiring
67	Randy Frye	Cleo Duncan is retiring, Frye is unopposed in Nov.
73	Bower/Davisson	Dennie Oxley, Sr. is retiring
75	Goebel/Bacon	Dennis Avery is retiring
76	Deig/McNamara	Trent VanHaften is running for Congress
90	Mike Speedy	Mike Murphy is running for Congress

2008 Primary Election



2010 Primary Election

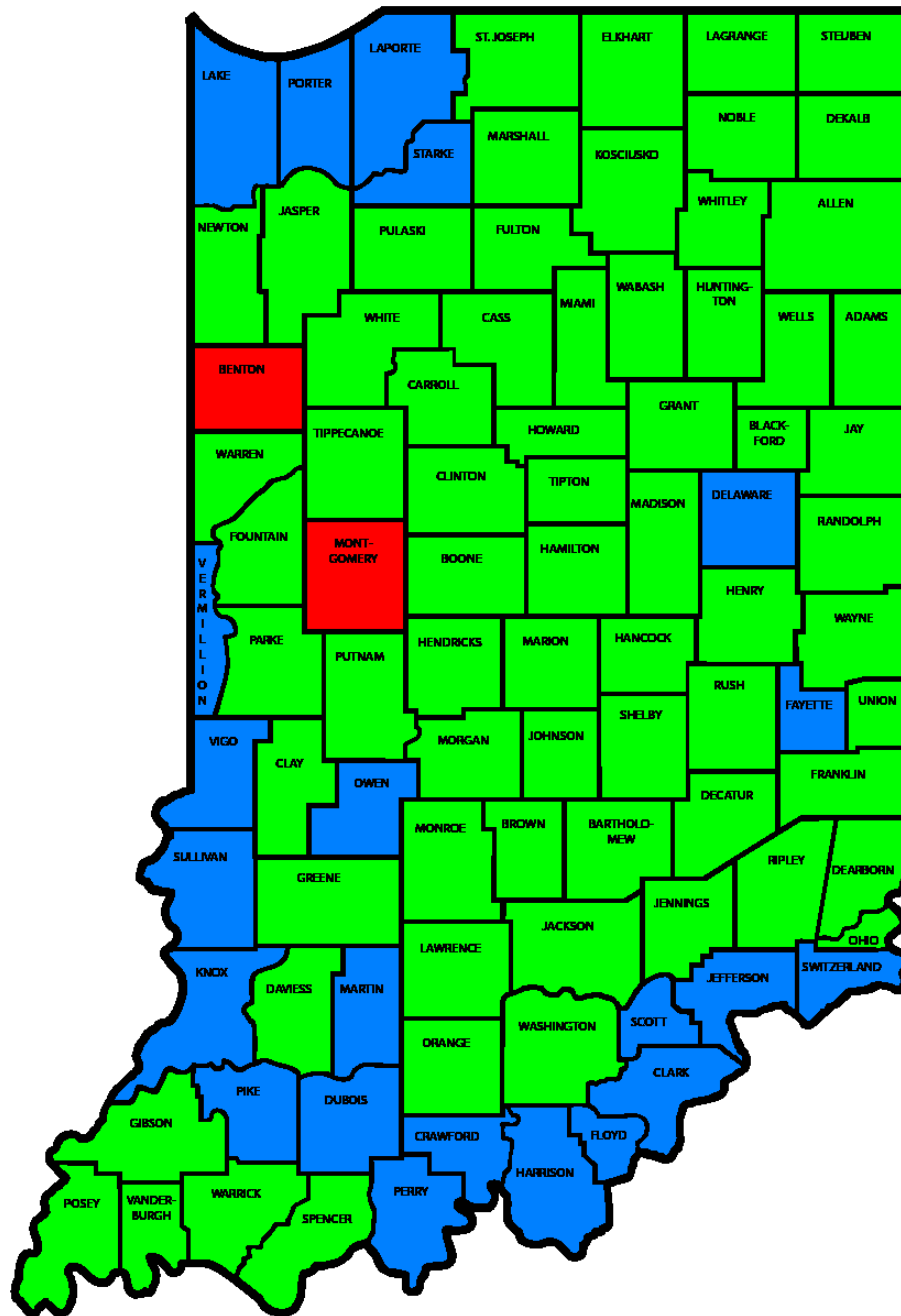


INDIANA BUSINESS FOR RESPONSIBLE GOVERNMENT





INDIANA BUSINESS FOR RESPONSIVE GOVERNMENT



2	Voted Republican in 2008 & 2010
68	Voted Democratic in 2008 & Voted Republican in 2010
22	Voted Democratic in 2008 & 2010



TIME TO LINE UP THE REAL THING

JOIN US FOR THE ANNUAL IBRG/
INDIANA CHAMBER GOLF CLASSIC



May 24, 2010: Sycamore Hills Golf Club, Fort Wayne
**June 10, 2010: Bogey Nights-First Annual Night Golf Outing,
Maple Creek Golf & Country Club**
July 21, 2010: Evansville Country Club, Evansville
August 26, 2010: Country Club of Indianapolis, Indianapolis

**To make your reservation for any of our golf outings, please contact
Kelby Hicks at (317) 264.7538 or khicks@indianachamber.com.**

