

Indiana **ELECTION** Report 2014



The non-partisan political
action program of the
Indiana Chamber of Commerce.

A report to supporters and members of Indiana Business for Responsive Government (IBRG), the Indiana Chamber of Commerce, and allied organizations. This report will be updated as additional election results are received in the hours and days following.

Another Election for the Record Books in Indiana

Indiana Business for Responsive Government (IBRG), the non-partisan political action program of the Indiana Chamber of Commerce, scored a very successful general election. 48 of 49 IBRG-endorsed candidates facing opposition were victorious, including Republicans and Democrats. Forty-three (43) additional endorsed candidates did not face general election challenges.

Twelve (12) new legislators won with IBRG-endorsements. IBRG was significantly-engaged in support of six (6) top-target challenger and open-seat races, as well as successfully defending twelve (12) pro-economy incumbents seriously challenged with defeat.

In one of the most dramatic turn of events in years, Republicans won significant battles for state legislative seats across the state to expand their “quorum-proof majorities.” These victories were particularly surprising to those working for months closely in campaigns and candidates, as Indiana’s public opinion environment on issues and views of incumbents was - right up until Election Day - about as bad an environment for Republicans and incumbents as seen in years.

This marks the third election cycle in a row that Republicans have expanded their margins in the Indiana House and Senate. The Republicans won a net two (2) seat gain in the Indiana House of Representatives to achieve a 71-29 margin. Four (4) incumbent legislators lost reelection bids in the House (one Republican and three Democrats). In the Senate, Republicans won three (3) additional seats to expand their majority to a 40-10 margin. In both chambers, Republicans won larger “quorum-proof majorities,” giving them sufficient seats to conduct business without Democratic members in attendance.

Nine (9) new members were elected to the House and eight (8) new members to the Senate. Two (2) additional House members will be replaced when their announced resignations take place shortly and their seats are filled by local caucus meetings. While not an insignificant number of freshmen legislators elected, it’s significantly lower than the nineteen (19) House and four (4) Senate freshmen elected in 2012.

Summary of Election Results

Indiana House of Representatives

Republicans picked up a net of two (2) more seats in the House to achieve a 71-29 majority. Four (4) incumbents were defeated, three (3) Democrats and one (1) Republican. Unlike in the last two election cycles, there were relatively few open seat races (five in 2014 versus twenty in 2012), with the Republicans winning all of them.

Incumbents Defeated:

- House 12 Rep. Mara Reardon (D)
- House 19 Rep. Shellie Vanderburgh (D)
- House 35 Rep. L. Jack Lutz (R)
- House 45 Rep. Bionca Gambill (D)

Top Competitive House Incumbent Races where IBRG-endorsed candidates won:

- House 4 Rep. Ed Soliday defeated Deb Porter
- House 15 Rep. Hal Slager defeated Jim Weiser
- House 27 Rep. Sheila Klinker defeated Chuck Hockema
- House 42 Rep. Alan Morrison defeated Mark Spelbring
- House 62 Rep. Matt Ubelhor defeated Jeff Sparks
- House 72 Rep. Ed Clere defeated Kevin Sue Bailey
- House 77 Rep. Holli Sullivan defeated Steve Melcher
- House 81 Rep. Martin Carbaugh defeated Thad Gerardot
- House 87 Rep. Christina Hale defeated Mike Friedman
- House 89 Rep. Cindy Kirchhofer defeated Deb Jenkins

Top House Challenger & Open Seat Races where IBRG-endorsed candidates won:

- House 12 Bill Fine defeated Rep. Mara Reardon
- House 45 Bruce Borders defeated Rep. Bionca Gambill

Other competitive races of interest:

- House 35 Rep. L. Jack Lutz (R) defeated by Melanie Wright (D)
- House 91 Rep. Bob Behning (R) defeated Patrick Lockhart (D)

Indiana State Senate

Senate Republicans picked up three (3) seats to build a 40-10 majority. Highlights:

Tier One Competitive Senate Races

- Senate 38 Jon Ford (IBRG-endorsed) defeated Sen. Tim Skinner in the Terre Haute area district in one of the biggest surprises of the year.
- Senate 45 Sen. Jim Smith (IBRG-endorsed) defeated Julie Berry (D), one of the first an highest-profile challenger recruitments of the election cycle.
- Senate 46 Sen. Ron Grooms (IBRG-endorsed) defeated Chuck Frieberger in a rematch from the 2010 election in one of the most highly-contested races this year.
- Senate 47 Erin Houchin (IBRG-endorsed) defeated former Senate minority leader Sen. Richard Young in one of the most competitive races in the state.

Other Senate Races of Note

- Senate 15 Elizabeth Brown (IBRG-endorsed) defeated trial lawyer Jack Morris in the open seat race of retiring Sen. Tom Wyss.
- Senate 39 Eric Bassler (IBRG-endorsed) handily-defeated Steve Lindsey, after Bassler narrowly-defeated long-time incumbent Sen. John Waterman in the May Republican primary election.

Indiana Statewide Races

Office	Candidates	Vote Total	Percent	Precincts Reporting
Sec. of State	Beth White (D)	523,177	39.4%	99%
	Connie Lawson (R)*	758,151	57.2%	
	Karl Tatgenhorst (L)	45,205	3.4%	
Auditor of State	Michael Claytor (D)	475,433	35.9%	99%
	Suzanne Crouch (R)*	789,344	59.7%	
	John Schick (L)	58,099	4.4%	
Treasurer of State	Mike Boland (D)	487,050	36.9%	99%
	Kelly Mitchell (R)	768,224	58.3%	
	Mike Jasper (L)	63,513	4.8%	

Congress - U.S. House and Senate

Congress 1	Peter Visclosky (D)*	86,528	60.8%	100%
	Mark Leyva (R)	51,001	35.9%	
	Donna T. Dunn (L)	4,713	3.3%	
Congress 2	Joe Bock (D)	55,331	38.3%	100%
	Jackie Walorski (R)*	85,119	58.9%	
	Jeff Petermann (L)	3,992	2.8%	
Congress 3	Justin Kuhnle (D)	39,629	26.7%	100%
	Marlin Stutzman (R)*	102,565	69.2%	
	Scott Wise (L)	6,113	4.1%	
Congress 4	John Dale (D)	47,025	33.1%	100%
	Todd Rokita (R)*	94,919	66.9%	
Congress 5	Shawn Denney (D)	49,705	30.8%	100%
	Susan Brooks (R)*	105,238	65.2%	
	John Krom (L)	6,406	4.0%	
Congress 6	Susan Hall Heitzman (D)	45,062	29.4%	100%
	Luke Messer (R)*	101,006	65.9%	
	Eric Miller (L)	7,316	4.8%	
Congress 7	André Carson (D)*	60,870	54.7%	100%
	Cat Ping (R)	46,588	41.8%	
	Chris Mayo (L)	3,908	3.5%	
Congress 8	Tom Spangler (D)	61,309	35.8%	100%
	Larry Buschon (R)*	103,234	60.3%	
	Andrew Horning (L)	6,580	3.8%	
Congress 9	Bill Bailey (D)	52,142	33.2%	100%
	Todd Young (R)*	99,312	63.2%	
	R. Mike Frey (L)	5,658	3.6%	

Bolded Candidates were endorsed by the Indiana Chamber Congressional Action Committee.

Race by Race Election Results

Senate 1	Frank Mrvan Jr. (D)* Ken Stevenson (R)	15,493 10,471	59.7% 40.3%	100%
Senate 4	Karen Tallian (D)*	18,485	100.0%	100%
Senate 6	Roxanna Hanford (D) Rick Niemeyer (R)	9,603 20,053	32.4% 67.6%	100%
Senate 11	Joe Zakas (R)*	19,878	100.0%	100%
Senate 14	Dennis Kruse (R)*	21,795	100.0%	100%
Senate 15	Jack Morris (D) Liz Brown (R)	10,473 15,087	41.0% 59.0%	100%
Senate 17	Jim Banks (R)*	18,910	100.0%	100%
Senate 19	Travis Holdman (R)*	17,534	100.0%	100%
Senate 21	James Buck (R)*	22,769	100.0%	100%
Senate 22	Ron Alting (R)*	16,042	100.0%	100%
Senate 23	Bob Burkett (D) Phil Boots (R)*	9,824 20,387	32.5% 67.5%	100%
Senate 25	Tim Lanane (D)* Robert Jozwiak (L)	15,560 5,458	74.0% 26.0%	100%
Senate 26	Doug Eckerty (R)*	22,326	100.0%	100%
Senate 27	Jake Hoog (D) Jeff Raatz (R) Rex Bell (L)	6,248 16,028 2,552	25.2% 64.6% 10.3%	100%
Senate 29	J.D. Ford (D) Mike Delph (R)*	12,685 15,094	45.7% 54.3%	100%
Senate 31	James Merritt, Jr. (R)*	18,408	100.0%	100

Senate 38	Tim Skinner (D)* Jon Ford (R)	12,545 13,556	48.1% 51.9%	100%
Senate 39	Steve Lindsey (D) Eric Bassler (R)	12,786 20,074	38.9% 61.1%	100%
Senate 41	Andy Talarzyk (D) Greggory Walker (R)* Damian Stanziano (L)	5,349 15,935 855	24.2% 72.0% 3.9%	100%
Senate 43	Rudy Howard (D) Chip Perfect (R)	8,987 22,734	28.3% 71.7%	100%
Senate 45	Julie Berry (D) Jim Smith (R)*	16,989 19,820	46.2% 53.8%	100%
Senate 46	Chuck Freiburger (D) Ron Grooms (R)*	13,152 16,933	43.7% 56.3%	100%
Senate 47	Richard Young (D)* Erin Houchin (R)	15,411 21,388	41.9% 58.1%	100%
Senate 48	Larry Vollmer (D) Mark Messmer (R)	12,489 23,857	34.4% 65.6%	100%
Senate 49	Jim Tomes (R)*	23,100	100.0%	100
House 1	Linda Lawson (D)*	6,502	100.0%	100%
House 2	Earl Harris (D)* Jayson Reeves (R)	8,659 942	90.2% 9.8%	99%
House 3	Charlie Brown (D)*	8,898	100.0%	100%
House 4	Deb Porter (D) Ed Soliday (R)*	7,922 9,870	44.5% 55.5%	100%
House 5	Dale DeVon (R)*	9,379	100.0%	100%
House 6	B. Patrick Bauer (D)*	8,163	100.0%	100%

House 7	David Niezgodski (D)* Mark Vogel (L)	8,234 2,635	75.8% 24.2%	100%
House 8	Ryan Dvorak (D)*	9,785	100.0%	100%
House 9	Scott Pelath (D)*	9,854	100.0%	100%
House 10	Chuck Mosely (D)* John W. Johnston (R)	7,744 5,808	57.1% 42.9%	100%
House 11	James Metro (D) Michael Aylesworth (R)	6,561 8,581	43.3% 56.7%	100%
House 12	Mara Reardon (D)* William Fine (R)	6,880 7,301	48.5% 51.5%	100%
House 13	Sharon Negele (R)	10,416	100.0%	100%
House 14	Vernon Smith (D)*	8,419	100.0%	100%
House 15	Jim Wieser (D) Hal Slager (R)*	5,860 8,314	41.3% 58.7%	100%
House 16	Rich Ludington (D) Doug Gutwein (R)*	5,137 9,313	35.6% 64.4%	100%
House 17	Tim Harman (R)*	3,221	#REF!	100%
House 18	David Wolkins (R)*	10,786	100.0%	
House 19	Shellie Vandenburg (D)* Julie Olthoff (R)	6,832 7,143	48.9% 51.1%	100%
House 20	Tom Dermody (R)*	12,292	100.0%	100%
House 21	Jodi Buoscio (D) Tim Wesco (R)*	3,655 7,398	33.1% 66.9%	100%
House 22	David Kolbe (D) Curt Nisly (R) Michael Stinifer (I)	3,220 9,437 680	24.1% 70.8% 5.1%	100%

House 23	Bill Friend (R)*	8,414	100.0%	100%
House 24	Steve Braun (R)*	12,264	100.0%	100%
House 25	Maurice Fuller (D) Don Lehe (R)*	3,977 9,773	28.9% 71.1%	100%
House 26	Randy Truitt (R)*	6,908	100.0%	100%
House 27	Sheila Klinker (D)* Chuck Hockema (R)	5,546 5,166	51.8% 48.2%	100%
House 28	Sean Shanley (D) Jeff Thompson (R)*	2,376 11,385	17.3% 82.7%	100%
House 29	Joe Marcum (D) Kathy Richardson (R)*	3,270 9,317	26.0% 74.0%	100%
House 30	Chuck Sosbe (D) Mike Karickhoff (R)*	5,958 8,161	42.2% 57.8%	100%
House 31	Kevin Mahan (R)*	9,672	100.0%	100
House 32	Bob Ashley (D) P. Eric Turner (R)*	5,259 8,921	36.9% 63.1%	100%
House 33	Shon Byrum (D) Greg Beumer (R)* Zeb Sutton (L)	5,566 9,160 642	36.2% 59.6% 4.2%	100%
House 34	Sue Errington (D)* Stuart Keenan (R)	6,357 3,316	65.7% 34.3%	100%
House 35	Melanie Wright (D) L. Jack Lutz (R)*	8,581 8,375	50.6% 49.4%	100%
House 36	Terri Austin (D)* Jim Shelton Jr. (R)	8,543 5,458	61.0% 39.0%	100%
House 37	Todd Huston (R)*	9,346	100.0%	100%
House 38	Heath VanNatter (R)*	11,421	100.0%	100%

House 39	David Russ (D) Jerry Torr (R)*	4,012 10,978	26.8% 73.2%	100%
House 40	Greg Steuerwald (R)*	9,605	100.0%	100%
House 41	Tim Brown (R)*	6,122	100.0%	100%
House 42	Mark Spelbring (D) Alan Morrison (R)*	7,186 9,209	43.8% 56.2%	100%
House 43	Clyde Kersey (D)*	7,831	100.0%	100%
House 44	Jim Baird (R)*	14,544	100.0%	100
House 45	Bionca Gambill (D)* Bruce Borders (R)	7,271 9,530	43.3% 56.7%	100%
House 46	Jim Mann (D) Bob Heaton (R)*	5,407 8,927	37.7% 62.3%	100%
House 47	Mike Reddick (D) John Price (R)*	2,561 8,500	23.2% 76.8%	100%
House 48	Doug Miller (R)	8,781	100.0%	100%
House 49	Joshua O'Brien (D) Wes Culver (R)*	1,624 8,041	16.8% 83.2%	100%
House 50	Dan Leonard (R)*	10,630	100.0%	100%
House 51	Denny Zent (R)*	9,292	100.0%	100%
House 52	Charles Odier (D) Ben Smaltz (R)*	3,162 9,687	24.6% 75.4%	100%
House 53	Bob Cherry (R)* Ben Parker (L)	8,979 2,085	81.2% 18.8%	100%
House 54	Tom Saunders (R)* Brad Owens (L)	9,444 3,452	73.2% 26.8%	100%

House 55	Glenn Bailey (D) Cindy Ziemke (R)*	4,483 10,908	29.1% 70.9%	100%
House 56	Phil Pflum (D) Richard Hamm (R)* Mark Brim (L)	3,265 5,780 705	33.5% 59.3% 7.2%	100%
House 57	Sean Eberhart (R)*	9,324	100.0%	100%
House 58	Woody Burton (R)*	7,664	100.0%	100%
House 59	Zack Ellison (D) Milo Smith (R)*	5,447 8,031	40.4% 59.6%	100%
House 60	Daymon Brodhacker (D) Peggy Mayfield (R)*	4,839 9,164	34.6% 65.4%	100%
House 61	Matt Pierce (D)*			0%
House 62	Jeff Sparks (D) Matt Ubelhor (R)* Ashley Keith Qualkenbush (L)	6,292 8,798 643	40.0% 55.9% 4.1%	100%
House 63	Mike Braun (R)	13,329	100.0%	100%
House 64	Tom Washburne (R)*	14,127	100.0%	100%
House 65	Eric Koch (R)*	11,828	100.0%	100%
House 66	Terry Goodin (D)* Lisa Seng Shadday (R)	10,881 7,566	59.0% 41.0%	100%
House 67	Randy Frye (R)*	13,308	100.0%	100%
House 68	Rick L. Gill (D) Jud McMillin (R)*	4,521 10,442	30.2% 69.8%	100%
House 69	Jim Lucas (R)*	12,256	100.0%	100%
House 70	Heidi Sellers (D) Rhonda Rhoads (R)*	8,010 11,457	41.1% 58.9%	100%

House 71	Steve Stemler (D)* Russell Brooksbank (L)	11,357 2,178	83.9% 16.1%	100%
House 72	Kevin Sue Bailey (D) Ed Clere (R)*	6,955 9,073	43.4% 56.6%	100%
House 73	Douglas C. Leatherbury (D) Steve Davisson (R)*	4,678 11,022	29.8% 70.2%	100%
House 74	Christopher J. Coyle (D) Lloyd Arnold (R)*	6,993 11,074	38.7% 61.3%	100%
House 75	Steve Spinks (D) Ron Bacon (R)*	6,018 12,001	33.4% 66.6%	100%
House 76	Tony Goben (D) Wendy McNamara (R)*	5,478 9,333	37.0% 63.0%	100%
House 77	Gail Riecken (D)* Jeremy Heath (R)	6,158 3,792	61.9% 38.1%	100%
House 78	Stepehn Melcher (D) Holli Sullivan (R)*	5,477 9,662	36.2% 63.8%	100%
House 79	Matt Lehman (R)*	6,988	100.0%	100%
House 80	Phil GiaQuinta (D)*	6,721	100.0%	100%
House 81	Thad Gerardot (D) Martin Carbaugh (R)*	4,706 6,919	40.5% 59.5%	100%
House 82	Mike Wilber (D) David Ober (R)*	2,881 9,605	23.1% 76.9%	100%
House 83	Christopher Judy (R)*	12,746	100.0%	100%
House 84	Fred Haigh (D) Bob Morris (R)*	5,391 10,795	33.3% 66.7%	100%
House 85	Casey Cox (R)*	11,232	100.0%	100%

House 86	Ed DeLaney (D)*	10,853	100.0%	100%
House 87	Christina Hale (D)*	8,228	51.5%	100%
	Mike Friedman (R)	7,744	48.5%	
House 88	Brian Bosma (R)*	8,292	100.0%	100%
House 89	Debra Jenkins (D)	4,627	40.8%	100%
	Cindy Kirchhofer (R)*	6,722	59.2%	
House 90	Mike Speedy (R)*	9,131	100.0%	100%
House 91	Patrick Lockhart (D)	3,005	33.5%	100%
	Robert Behning (R)*	5,973	66.5%	
House 92	Karlee Macer (D)*	2,218	51.7%	38%
	Bradford Moulton (R)	1,955	45.5%	
	John L. Couch (I)	120	2.8%	
House 93	Ryan Guilroy (D)	3,225	27.9%	100%
	David Frizzell (R)*	8,341	72.1%	
House 94	Cherish Pryor (D)*	8,857	100.0%	100%
House 95	John Bartlett (D)*	7,967	100.0%	100%
House 96	Greg Porter (D)*	11,753	83.9%	100%
	Margaret Peggy Jones (R)	2,248	16.1%	
House 97	Justin Moed (D)*	3,681	100.0%	100%
House 98	Robin Schackleford (D)*	6,441	89.2%	100%
	Bill Levin (L)	776	10.8%	
House 99	Vanessa Summers (D)*	7,983	100.0%	100%
House 100	Dan Forestal (D)*	5,901	100.0%	100%

New Members of the 2015 Indiana House of Representatives



Michael Aylesworth (R-Hebron)
House District 11



William Fine (R-Highland)
House District 12



Julie Olthoff (R-Merrillville)
House District 19



Curt Nisly (R-Warsaw)
House District 22



Melanie Wright (D-Yorktown)
House District 35



Bruce Borders (R-Jasonville)
House District 45



Doug Miller (R-Elkhart)
House District 48

New Members of the 2015 Indiana House of Representatives



Mike Braun (R-Jasper)
House District 63



Christopher Judy (R-Fort Wayne)
House District 83

New Members of the 2015 Indiana Senate



Liz Brown (R-Fort Wayne)

Senate District 15



Jeff Raatz (R-Richmond)

Senate District 27



Jon Ford (R-Terre Haute)

Senate District 38



Eric Bassler (R-Washington)

Senate District 39



Chip Perfect (R-Lawrenceburg)

Senate District 43



Erin Houchin (R-Salem)

Senate District 47



Mark Messmer (R-Jasper)

Senate District 48



Rick Niemeyer (R-Cedar Lake)

Senate District 6

Roster – Indiana House 2015

(pending caucus replacements for resignations)

71 Republicans; 29 Democrats

Red represents new legislators

- | | | |
|-----------------------------------|----------------------------------|---------------------------------|
| 1. Linda Lawson (D) | 32. To Be Determined* (R) | 67. Randy Frye (R) |
| 2. Earl Harris (D) | 33. Greg Beumer (R) | 68. Jud McMillin (R) |
| 3. Charlie Brown (D) | 34. Sue Errington (D) | 69. Jim Lucas (R) |
| 4. Ed Soliday (R) | 35. Melanie Wright (D) | 70. Rhonda Rhoads (R) |
| 5. Dale DeVon (R) | 36. Terri Austin (D) | 71. Steven Stemler (D) |
| 6. B. Patrick Bauer (D) | 37. Todd Huston (R) | 72. Ed Clere (R) |
| 7. David Niezgodski (D) | 38. Heath VanNatter (R) | 73. Steve Davisson (R) |
| 8. Ryan Dvorak (D) | 39. Jerry Torr (R) | 74. Lloyd Arnold (R) |
| 9. Scott Pelath (D) | 40. Greg Steuerwald (R) | 75. Ron Bacon (R) |
| 10. Charles Moseley (D) | 41. Tim Brown (R) | 76. Wendy McNamara (R) |
| 11. Michael Aylesworth (R) | 42. Alan Morrison (R) | 77. Gail Riecken (D) |
| 12. William Fine (R) | 43. Clyde Kersey (D) | 78. Holli Sullivan (R) |
| 13. Sharon Negele (R) | 44. Jim Baird (R) | 79. Matthew Lehman (R) |
| 14. Vernon Smith (D) | 45. Bruce Borders (R) | 80. Phil GiaQuinta (D) |
| 15. Hal Slager (R) | 46. Bob Heaton (R) | 81. Martin Carbaugh (R) |
| 16. Douglas Gutwein (R) | 47. John Price (R) | 82. David Ober (R) |
| 17. Tim Harman (R) | 48. Doug Miller (R) | 83. Christopher Judy (R) |
| 18. David Wolkins (R) | 49. Wes Culver (R) | 84. Bob Morris (R) |
| 19. Julie Olthoff (R) | 50. Dan Leonard (R) | 85. Casey Cox (R) |
| 20. Tom Dermody (R) | 51. Dennis Zent (R) | 86. Ed DeLaney (D) |
| 21. Tim Wesco (R) | 52. Ben Smaltz (R) | 87. Christina Hale (D) |
| 22. Curt Nisly (R) | 53. Robert Cherry (R) | 88. Brian Bosma (R) |
| 23. William Friend (R) | 54. Tom Saunders (R) | 89. Cindy Kirchhofer (R) |
| 24. To Be Determined* (R) | 55. Cindy Ziemke (R) | 90. Mike Speedy (R) |
| 25. Don Lehe (R) | 56. Dick Hamm (R) | 91. Robert Behning (R) |
| 26. Randy Truitt (R) | 57. Sean Eberhart (R) | 92. Karlee Macer (D) |
| 27. Sheila Klinker (D) | 58. Woody Burton (R) | 93. David Frizzell (R) |
| 28. Jeffrey Thompson (R) | 59. Milo Smith (R) | 94. Cherish Pryor (D) |
| 29. Kathy Richardson (R) | 60. Peggy Mayfield (R) | 95. John Bartlett (D) |
| 30. Mike Karickhoff (R) | 61. Matt Pierce (D) | 96. Gregory Porter (D) |
| 31. Kevin Mahan (R) | 62. Matt Ubelhor (R) | 97. Justin Moed (D) |
| | 63. Mike Braun (R) | 98. Robin Shackelford (D) |
| | 64. Tom Washburne (R) | 99. Vanessa Summers (D) |
| | 65. Eric Koch (R) | 100. Dan Forestal (D) |
| | 66. Terry Goodin (D) | |

* Rep. Braun in House 24 and Rep. Turner in House 32 announced their resignation intentions earlier this fall, but too late to be removed from the ballot. Both won their elections. Both will be replaced by a local caucus committee vote of their party shortly by candidates yet to be determined.

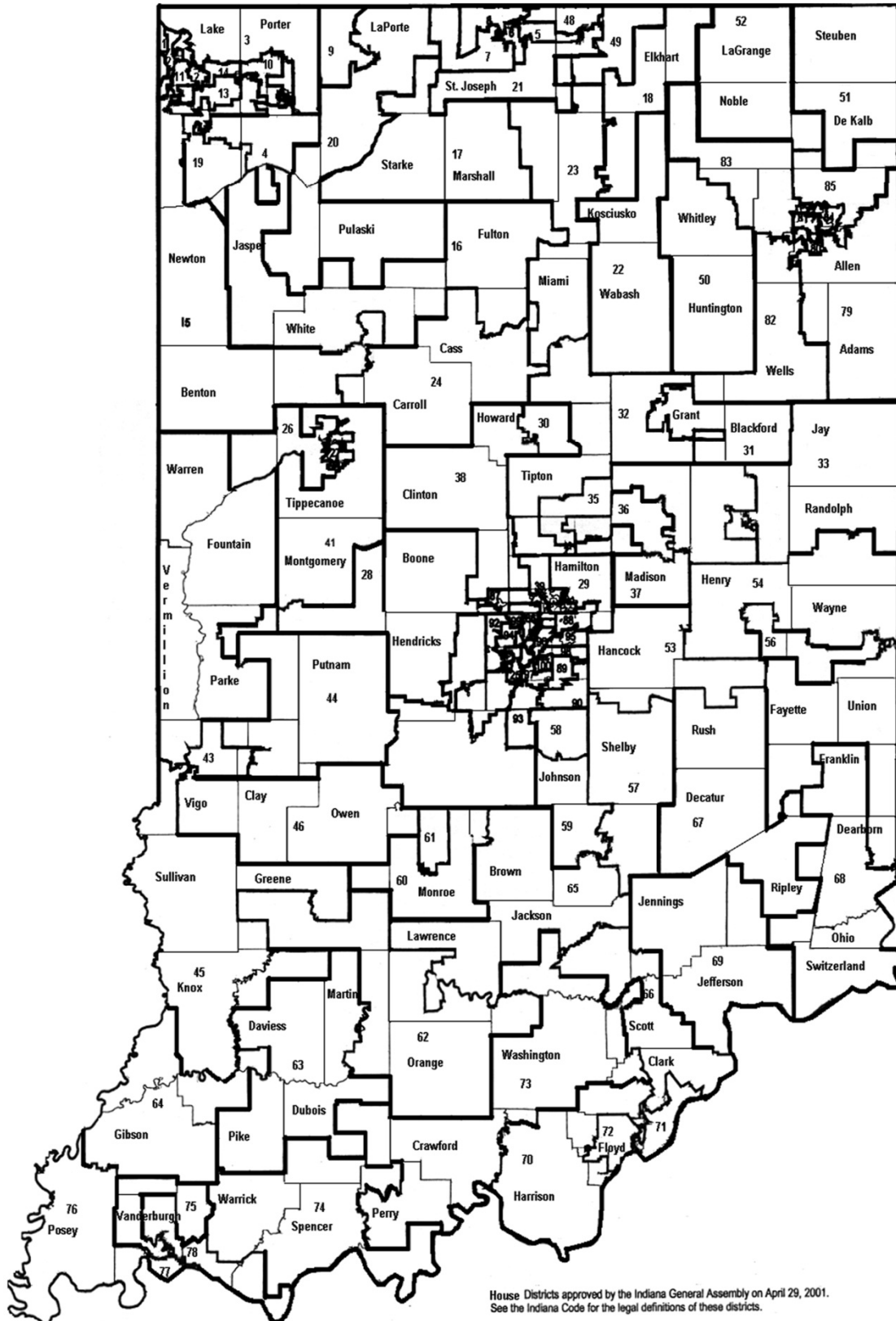
Roster – 2015 Indiana Senate

40 Republicans; 10 Democrats

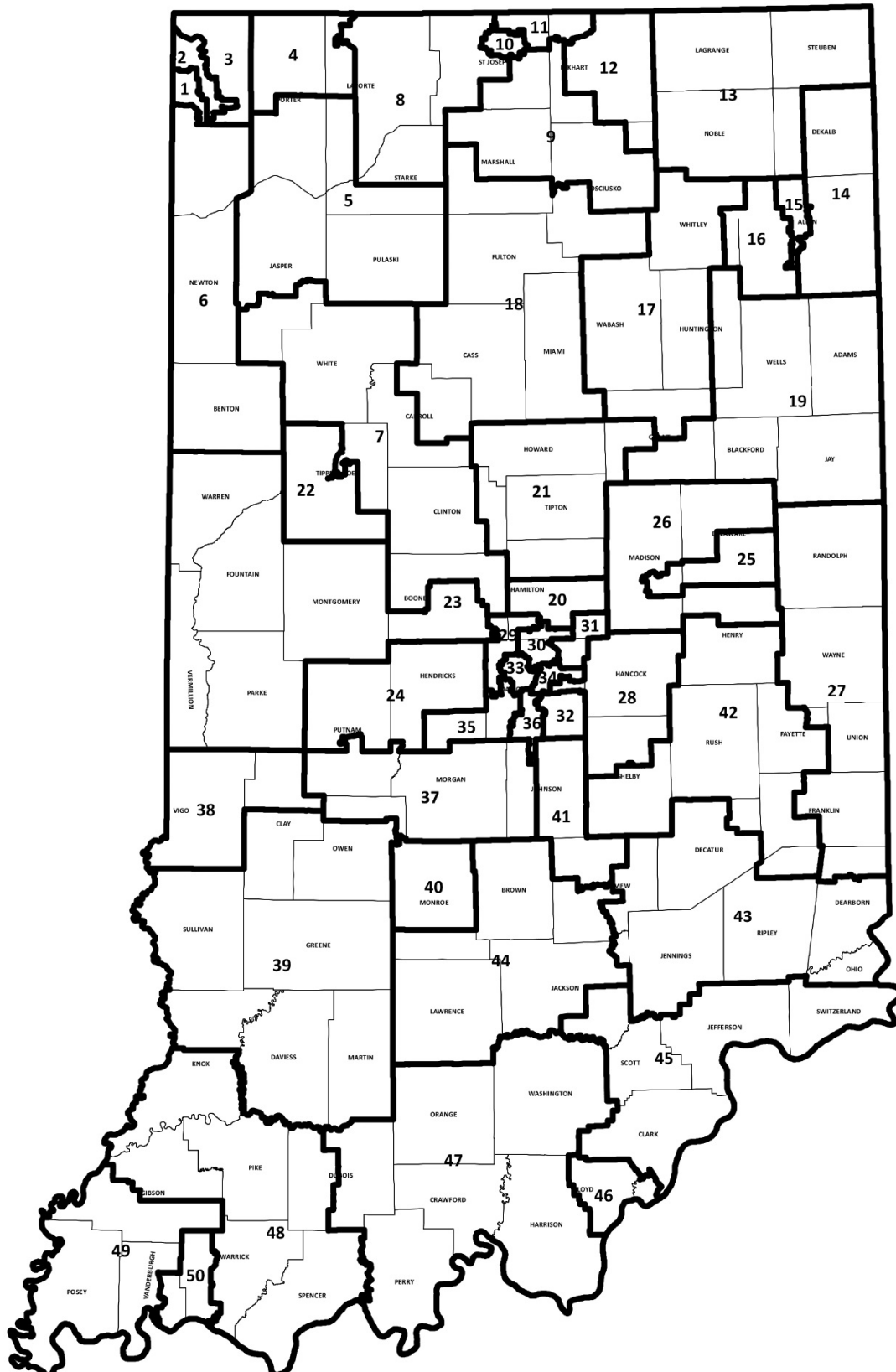
Red represents new legislators

1. Frank Mrvan (D)
2. Lonnie Randolph (D)
3. Earline Rogers (D)
4. Karen Tallian (D)
5. Ed Charbonneau (R)
6. **Rick Niemeyer (R)**
7. Brandt Hershman (R)
8. James Arnold (D)
9. Ryan Mishler (R)
10. John Broden (D)
11. Joseph Zakas (R)
12. Carlin Yoder (R)
13. Susan Glick (R)
14. Dennis Kruse (R)
15. **Liz Brown (R)**
16. David Long (R)
17. Jim Banks (R)
18. Randy Head (R)
19. Travis Holdman (R)
20. Luke Kenley (R)
21. James Buck (R)
22. Ron Alting (R)
23. Phil Boots (R)
24. Pete Miller (R)
25. Tim Lanane (D)
26. Doug Eckerty (R)
27. **Jeff Raatz (R)**
28. Mike Crider (R)
29. Mike Delph (R)
30. Scott Schneider (R)
31. James Merritt, Jr. (R)
32. Patricia Miller (R)
33. Greg Taylor (D)
34. Jean Breaux (D)
35. R. Michael Young (R)
36. Brent Waltz (R)
37. Rodric Bray (R)
38. **Jon Ford (R)**
39. **Eric Bassler (R)**
40. Mark Stoops (D)
41. Greg Walker (R)
42. Jean Leising (R)
43. **Chip Perfect (R)**
44. Brent Steele (R)
45. Jim Smith (R)
46. Ron Grooms (R)
47. **Erin Houchin (R)**
48. **Mark Messmer (R)**
49. Jim Tomes (R)
50. Vaneta Becker (R)

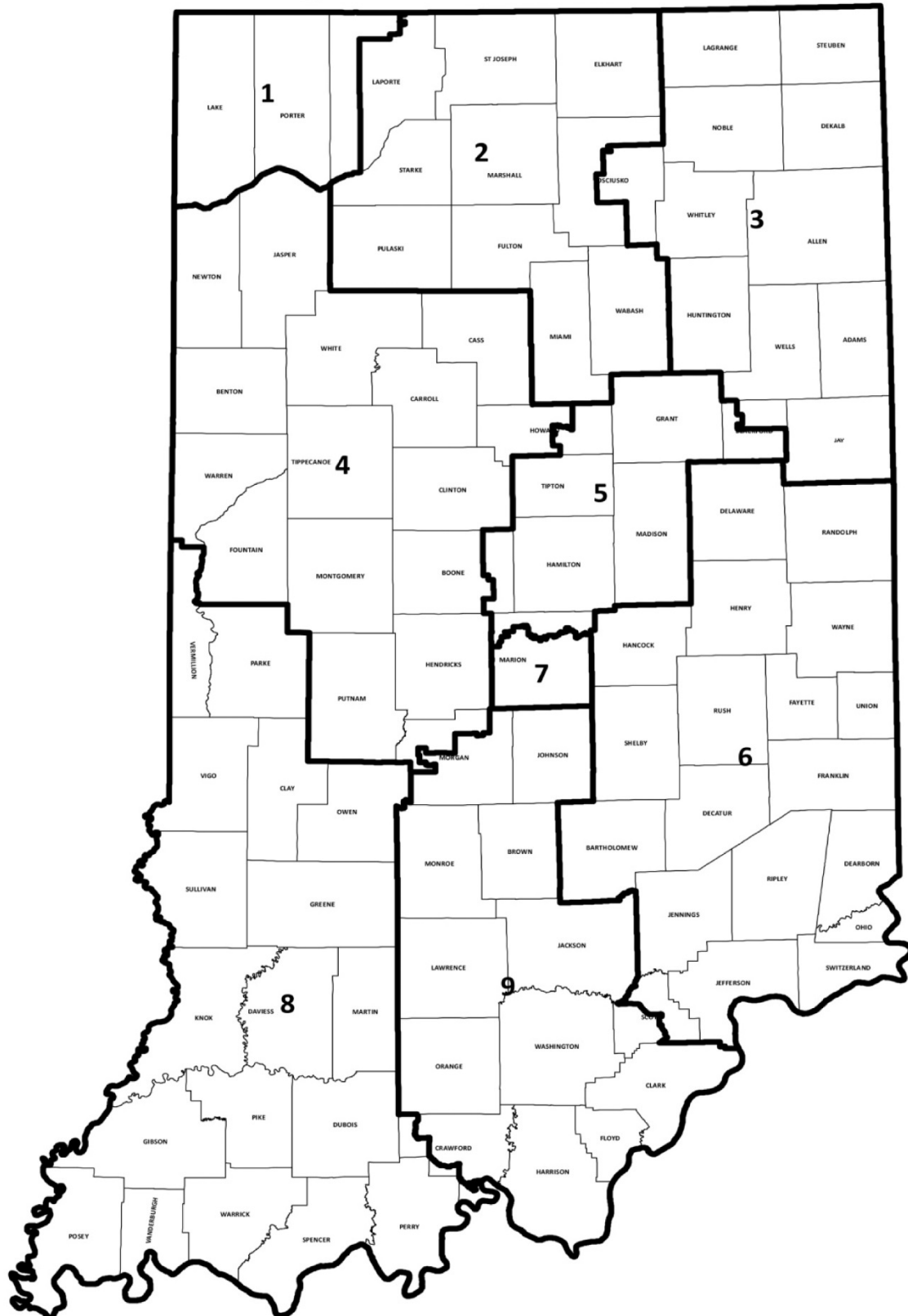
Indiana House Districts



Indiana Senate Districts



Congressional Districts





Indiana Business for Responsive Government (IBRG) is the non-partisan political action program of the Indiana Chamber of Commerce.

The mission of IBRG is to aid in the election of candidates to the Indiana General Assembly whose legislative voting records and/or positions on business-related legislation will enhance the Indiana General Assembly's commitment to a favorable business climate.

Staff

Kevin Brinegar
President & CEO, Indiana Chamber of Commerce

Jeff Brantley
Vice President, Political Affairs & PAC

Justin Tomei
Political Affairs Coordinator

Ashton Eller
PAC Development Coordinator

115 W. Washington Street, Ste. 850S
Indianapolis, IN 46204
(317) 264-7544

Paid for by the Indiana Chamber of Commerce. Contributions or gifts to Indiana Business for Responsive Government are not deductible for federal income tax purposes.