

Version 9, Updated Nov. 15, 2020, 9:31pm EDT

Indiana **ELECTIONS** Report

2020



The non-partisan political
action program of the
Indiana Chamber of Commerce.

A report to supporters and members of Indiana Business for Responsive Government (IBRG), the Indiana Chamber of Commerce, and allied organizations. This report will be updated as additional election results are received in the hours and days following.

Remarkable Turnaround Provides Surprising Election Wins

Indiana Business for Responsive Government (IBRG), the non-partisan political action program of the Indiana Chamber of Commerce, scored a very successful general election. In the biggest election effort by IBRG in the last decade, 53 of 55 IBRG-endorsed candidates facing opposition were victorious. Ten additional endorsed candidates did not face general election challenges.

The analyses of the 2020 general election here in Indiana and across the country are really just beginning as votes are still being counted and lawsuits are brewing. Finding the correct and appropriate adjectives to describe this election cycle is quite a challenge.

Record turnout, unprecedented early and absentee voting, a pandemic and high voter intensity were just some of the unique factors that we will be analyzing for some time. The battle for suburban state legislative seats was new and as intense as ever seen in memory.

In the Indiana General Assembly, the Republican majority in the House faced its biggest challenge in a generation: A host of suburban seats represented by various committee chairs and even the Speaker of the House were seriously at risk. However, they achieved an overwhelming victory, losing only one incumbent race. Unexpectedly they picked up five more seats more by defeating Democratic incumbents in GOP-leaning districts on both ends of the state.

In the Senate, the Republican supermajority was reduced by just one to 39-11 with the anticipated defeat of first-term Sen. John Ruckelshaus (R-Indianapolis). Meanwhile, Sen. Jack Sandlin (R-Indianapolis), also in his initial term, won re-election in a hotly contested race in a rapidly evolving district that runs from downtown Indianapolis to northern Johnson County.

Major demographic and partisan alignment shifts have been underway in the suburbs. Every public opinion poll and data analyses right up until days before the election showed the potential for major wins by Democrats in the suburbs. But it didn't happen.

Three immediate and clear takeaways: (1) Republicans were very successful in identifying, persuading and getting out their vote out; (2) Republican candidates invested heavily in branding themselves positively while Democrats relied on an expected “blue wave” to carry largely unknown candidates to win in traditionally GOP areas; and (3) Democrats failed to reach even the most modest expectations of analysts and voting models on turnout and voter performance.

Indiana held firm to traditional norms when it came to statewide and congressional offices as well. It was unlike the last two cycles in which a great deal of national focus was on the Hoosier state – with U.S. Senate races and a competitive open-seat race for Governor. This time, Governor Holcomb’s major victory was always seen as a virtual foregone conclusion.

All in all, it was a great election in Indiana for pro-jobs, pro-economy candidates, and the Indiana Chamber and IBRG sincerely thanks those who helped support our efforts. This was more vital than ever this year with the economic recovery from the pandemic sure to take center stage in the upcoming session.

On a related note ... If you haven’t already, we encourage you to register today for the [Indiana Legislative Preview](#), held virtually on November 16. All four caucus leaders will talk about their legislative plans for 2021 and the Chamber will unveil its top priorities to aid the business community. The event is FREE for Indiana Chamber members. Register at www.indianachamber.com/preview.

Summary of Election Results

Indiana House of Representatives

Republicans lost a single incumbent race and won five more seats by defeating Democrat incumbents in GOP-trending areas on both ends of the state. This changes the makeup of the House to a 71-29 majority (pending final vote counts in several races). Nine seats in the House were “open” (no incumbent on the ballot) and in every one of these the party of the previous legislator managed to hold the seat with little effort.

Top, Most-Competitive House Races where IBRG-endorsed Candidates Won:

- House 4 Rep. Ed Soliday defeated Deb Porter
- House 5 Rep. Dale DeVon defeated Donald Westerhausen in a rematch
- House 24 Rep. Donna Schaibley defeated Naomi Bechtold
- House 35 Elizabeth Rowray defeated Rep. Melanie Wright
- House 37 Speaker Todd Huston defeated Aimee Rivera Cole
- House 39 Rep. Jerry Torr defeated Ashley Klein
- House 81 Rep. Martin Carbaugh defeated Kyle Miller in a rematch

House Incumbents Defeated:

- House 7 – Rep. Ross Deal (D-Mishawaka) defeated by Jake Teshka (R-South Bend)
- House 15 – Rep. Chris Chyung (D-Dyer) defeated by former Rep. Hal Slager (R-Schererville) who lost the seat to Chyung in 2018
- House 19 –Rep. Lisa Beck (D-Hebron) defeated by former Rep. Rep. Julie Olthoff (R-Crown Point), again who lost the seat to Beck in 2018
- House 35 – Rep. Melanie Wright (D-Yorktown) defeated by Elizabeth Rowray (R-Yorktown)
- House 66 – Rep. Terry Goodin (D-Austin) defeated by Zach Payne (R-Charlestown)
- House 89 – Rep. Cindy Kirchhofer (R-Beech Grove) defeated by Mitch Gore (D-Indpls)

Indiana State Senate

Senate Republicans enjoyed fewer races this year, but some very difficult and surprising challenges from Senate Democrats, losing only one seat to result in a 39-11 supermajority. That one loss was first-term Sen. John Ruckelshaus (R-Indianapolis) running in a northside Indianapolis and Hamilton County seat that had become quite strong Democratic in very recent years.

IBRG-endorsed Sen. Jack Sandlin (R-Indianapolis) faced a serious challenge in a rapidly-changing district from Ashley Eason (D-Indianapolis), but won the race by a substantial margin.

Other competitive races for Senate Republicans, which IBRG did not endorse candidates in, included SD 8 Sen. Mike Bohacek (R-LaPorte) vs. Gary Davis (D); SD35 Sen. Mike Young (R-Indpls) vs. Pete Cowden (D).

Indiana Statewide

Bold indicates incumbents

Office	Candidates	Vote Total	Percent	% Precincts Reported
President	Joseph Biden (D)	1,239,401	41.0%	99%
	Donald Trump (R)	1,725,723	57.1%	
	Jo Jorgenson (L)	58,703	1.9%	
Governor	Woody Myers (D)	962,309	32.0%	99%
	Eric Holcomb (R)	1,702,902	56.6%	
	Donald Rainwater (L)	344,435	11.4%	
Attorney General	Jonathan Weinzapfel (D)	1,226,938	41.7%	100%
	Todd Rokita (R)	1,717,924	58.3%	

Congress - U.S. House of Representatives

Bold indicates incumbents

Office	Candidates	Vote Total	Percent	% Precincts Reported
CD 1	Frank Mrvan (D)	184,906	56.6%	100%
	Mark Leyva (R)	132,106	40.5%	
	Michael Strauss (L)	9,515	2.9%	
CD 2	Patricia Hackett (D)	114,298	38.5%	100%
	Jackie Walorski (R)	182,803	61.5%	
CD 3	Chip Coldiron (D)	104,504	32.1%	100%
	Jim Banks (R)	220,757	67.9%	
CD 4	Joe Mackey (D)	112,374	33.4%	100%
	Jim Baird (R)	223,968	66.6%	
CD 5	Christina Hale (D)	191,004	45.9%	100%
	Victoria Spartz (R)	208,085	50.0%	
	Kenneth Tucker (L)	16,767	4.0%	
CD 6	Jeannine Lee Lake (D)	90,732	27.8%	100%
	Greg Pence (R)	224,322	68.6%	
	Tom Ferkinhoff (L)	11,723	3.6%	
CD 7	André Carson (D)	176,057	62.4%	100%
	Susan Smith (R)	105,966	37.6%	
CD 8	Thomasina Marsili (D)	95,627	29.8%	100%
	Larry Buschon (R)	214,587	67.0%	
	James Rodenberger (L)	10,273	3.2%	
CD 9	Andy Ruff (D)	124,772	34.8%	100%
	Trey Hollingsworth (R)	218,504	60.9%	
	Tonya Millis (L)	15,590	4.3%	

Race by Race Results – Indiana State Senate

Bold indicates incumbents

Office	Candidates	Vote Total	Percent	% Precincts Reported
SD 2	Lonnie Randolph (D)		100.0%	0%
SD 3	Eddie Melton (D)		100.0%	0%
SD 5	Luke Bohm (D)	22,685	34.2%	100%
	Ed Charbonneau (R)	43,605	65.8%	
SD 7	Tabitha Bartley (D)	17,395	30.5%	100%
	Brian Buchanan (R)	39,622	69.5%	
SD 8	Gary Davis (D)	24,121	40.6%	100%
	Mike Bohacek (R)	35,323	59.4%	
SD 9	Brandon Cavanaugh (D)	14,151	25.3%	100%
	Ryan Mishler (R)	41,805	74.7%	
SD 10	David Niezgodski (D)		100.0%	0%
SD 12	Charles Mumaw (D)	14,756	31.3%	100%
	Blake Doriot (R)	32,378	68.7%	
SD 13	Sue Glick (R)		100.0%	0%
SD 16	Juli Dominguez (D)	25,702	42.1%	100%
	Justin Busch (R)	35,312	57.9%	
SD 18	Laura Fred-Smith (D)	12,404	26.7%	100%
	Stacey Donato (R)	34,086	73.3%	
SD 20	Ronald Saunders (D)	33,994	37.5%	100%
	Scott Baldwin (R)	56,621	62.5%	
SD 24	Stan Albaugh (D)	26,562	34.4%	100%
	John Crane (R)	50,651	65.6%	
SD 28	Theresa Bruno	25,349	37.4%	100%
	Michael Crider (R)	42,369	62.6%	

SD 30	Fady Qaddoura (D) John Ruckelshaus (R)	42,200 38,103	52.6% 47.4%	100%
SD 32	Belinda Drake (D) Aaron Freeman (R)	24,648 35,469	41.0% 59.0%	100%
SD 33	Greg Taylor (D)		100.0%	100%
SD 34	Jean Breaux (D)	35,348	100.0%	100%
SD 35	Pete Cowden Michael Young (R)	21,446 29,557	42.0% 58.0%	100%
SD 36	Ashley Eason (D) Jack Sandlin (R)	23,593 27,571	46.1% 53.9%	100%
SD 37	Tom Wallace (D) Rodric Bray (R)	15,419 52,038	22.9% 77.1%	100%
SD 40	Shellie Yoder (D)		100.0%	100%
SD 42	Jean Leising (R)		100.0%	100%
SD 44	Cynthia Wirth (D) Eric Koch (R)	16,228 43,859	27.0% 73.0%	100%
SD 50	Vaneta Becker (R)		100.0%	100%

Race by Race Results – Indiana House of Representatives

Bold indicates incumbents

Office	Candidates	Vote Total	Percent	% Precincts Reported
HD 1	Carolyn Jackson (D)		100.0%	0%
HD 2	Earl Harris, Jr. (D)		100.0%	0%
HD 3	Ragen Hatcher (D)		100.0%	0%
HD 4	Deb Porter (D)	16,656	45.4%	100%
	Ed Soliday (R)	20,031	54.6%	
HD 5	Donald Westerhausen (D)	14,187	49.3%	100%
	Dale DeVon (R)	14,613	50.7%	
HD 6	Maureen Bauer (D)		100.0%	0%
HD 7	Ross Deal (D)	12,493	46.0%	100%
	Jake Teshka (R)	14,661	54.0%	
HD 8	Ryan Dvorak (D)	16,544	56.8%	100%
	Timothy Jaycox (R)	12,567	43.2%	
HD 9	Patricia Boy (D)	15,763	56.6%	100%
	Dion Bergeron ®	12,079	43.4%	
HD 10	Chuck Moseley (D)		100.0%	100%
HD 11	Keegan Damron (D)	11,683	31.2%	100%
	Michael Aylesworth (R)	25,715	68.8%	
HD 12	Mike Andrade (D)	18,723	57.7%	100%
	Tom Wichlinski (R)	13,725	42.3%	
HD 13	Loretta Barnes (D)	8,239	27.3%	100%
	Sharon Negele (R)	21,939	72.7%	
HD 14	Vernon Smith (D)		100.0%	100%
HD 15	Chris Chyung (D)	16,741	48.5%	100%
	Hal Slager (R)	17,808	51.5%	

HD 16	Michael Lovely (D)	7,573	25.9%	100%
	Doug Gutwein (R)	21,686	74.1%	
HD 17	Bianka Tinklenberg (D)	6,745	25.3%	100%
	Jack Jordan (R)	19,928	74.7%	
HD 18	Chad Harris (D)	6,350	21.9%	100%
	Craig Snow (R)	22,631	78.1%	
HD 19	Lisa Beck (D)	18,115	48.2%	100%
	Julie Olthoff (R)	19,479	51.8%	
HD 20	Tim Gust (D)	9,319	31.8%	100%
	Jim Pressel (R)	20,026	68.2%	
HD 21	Ryan Liedtky (D)	8,322	35.5%	100%
	Tim Wesco (R)	15,127	64.5%	
HD 22	Kelly Thompson (D)	7,972	27.9%	100%
	Curt Nisly (R)	20,634	72.1%	
HD 23	Ethan Manning (R)		100.0%	100%
HD 24	Naomi Bechtold (D)	21,847	41.9%	100%
	Donna Schaibley (R)	30,315	58.1%	
HD 25	Alex Sabol (D)	9,324	29.8%	100%
	Don Lehe (R)	21,936	70.2%	
HD 26	Chris Campbell (D)		100.0%	100%
HD 27	Sheila Klinker (D)	14,619	62.1%	100%
	James Hass (R)	8,930	37.9%	
HD 28	Eric Shotwell (D)	11,027	28.4%	100%
	Jeff Thompson (R)	27,768	71.6%	
HD 29	Mike Vick (D)	14,225	34.0%	100%
	Chuck Goodrich (R)	27,617	66.0%	
HD 30	Dylan McHenry (D)	9,806	33.8%	100%
	Mike Karickhoff (R)	19,180	66.2%	

HD 31	Ann Vermillion (R)		100.0%	100%
HD 32	Amie Neiling (D)	8,612	24.6%	100%
	Tony Cook (R)	26,424	75.4%	
HD 33	Julie Snider (D)	7,627	27.4%	100%
	J.D. Prescott (R)	20,181	72.6%	
HD 34	Sue Errington (D)	11,221	56.3%	100%
	Dale Basham (R)	8,695	43.7%	
HD 35	Melanie Wright (D)	13,511	44.7%	100%
	Elizabeth Rowray (R)	16,722	55.3%	
HD 36	Terri Austin (D)	12,909	53.0%	100%
	Kyle Pierce (R)	11,465	47.0%	
HD 37	Aimee Rivera Cole (D)	19,156	43.8%	100%
	Todd Huston (R)	24,586	56.2%	
HD 38	Thomas Hedde (D)	7,849	27.5%	87%
	Heath VanNatter (R)	20,717	72.5%	
HD 39	Ashley Klein (D)	20,252	46.4%	100%
	Jerry Torr (R)	23,388	53.6%	
HD 40	Kevin Short (D)	15,896	39.9%	100%
	Greg Steuerwald (R)	23,941	60.1%	
HD 41	Greg Woods (D)	7,196	24.7%	100%
	Tim Brown (R)	21,950	75.3%	
HD 42	Amy Burke Adams (D)	9,409	33.2%	100%
	Alan Morrison (R)	18,930	66.8%	
HD 43	Tonya Pfaff (D)	13,147	57.5%	100%
	Bill Treadway (R)	9,713	42.5%	
HD 44	Beau Baird (R)		100.0%	100%
HD 45	Bruce Borders (R)		100.0%	100%
HD 46	Bob Heaton (R)		100.0%	100%

HD 47	John Young (R)		100.0%	100%
HD 48	Aaron Mishler (D)	8,909	35.5%	100%
	Doug Miller (R)	16,184	64.5%	
HD 49	Amanda Qualls (D)	8,177	33.3%	100%
	Christy Stutzman (R)	16,352	66.7%	
HD 50	Jorge Fernandez (D)	8,501	28.4%	100%
	Dan Leonard (R)	21,403	71.6%	
HD 51	Michael Stephenson (D)	5,246	100.0%	100%
	Denny Zent (R)	17,628		
HD 52	Martha Lambert (D)	8,309	24.2%	100%
	Ben Smaltz (R)	24,701	72.1%	
	Morgan Rigg (L)	1,270	3.7%	
HD 53	Bob Cherry (R)		100.0%	100%
HD 54	Tom Saunders (R)		100.0%	100%
HD 55	Cindy Ziemke (R)		100.0%	100%
HD 56	Bradford Barrett (R)		100.0%	100%
HD 57	Sean Eberhart (R)		100.0%	100%
HD 58	Cindy Reinert (D)	10,659	32.4%	100%
	Michelle Davis (R)	22,276	67.6%	
HD 59	Dale Nowlin (D)	11,873	40.1%	100%
	Ryan Lauer (R)	17,728	59.9%	
HD 60	Tiffany Grant (D)	12,482	36.5%	100%
	Peggy Mayfield (R)	21,711	63.5%	
HD 61	Matt Pierce (D)		100.0%	100%
HD 62	Alyssa Bailey (D)	12,468	39.6%	100%
	Jeff Ellington (R)	19,036	60.4%	
HD 63	Teresa Kendall (D)	7,626	26.2%	100%
	Shane Lindauer (R)	21,494	73.8%	

HD 64	Ian Gamroth (D) Matt Hostettler (R)	7,985 25,190	24.1% 75.9%	100%
HD 65	Paula Staley (D) Chris May (R)	8,760 23,677	27.0% 73.0%	100%
HD 66	Terry Goodin (D) Zach Payne (R)	13,159 16,581	44.2% 55.8%	100%
HD 67	Randy Frye (R)		100.0%	100%
HD 68	Randall Lyness (R)		100.0%	100%
HD 69	Jeffrey Prewitt (D) Jim Lucas (R) Katrina Hardwick (L)	4,884 18,666 4,160	17.6% 67.4% 15.0%	100%
HD 70	Kent Yeager (D) Karen Engleman (R)	10,429 25,139	29.3% 70.7%	100%
HD 71	Rita Fleming (D) Russell Brooksbank (L)	19,160 5,520	77.6% 22.4%	100%
HD 72	Erica Lawrence (D) Ed Clere (R)	14,273 20,837	40.7% 59.3%	100%
HD 73	Steve Davisson (R)		100.0%	100%
HD 74	Stephen Bartels (R)		100.0%	100%
HD 75	John Hurley (D) Cindy Ledbetter (R)	13,304 20,942	38.8% 61.2%	98%
HD 76	Stephen Folz (D) Wendy McNamara (R)	10,385 18,502	36.0% 64.0%	100%
HD 77	Ryan Hatfield (D) Greg Peete (R)	13,689 7,975	63.2% 36.8%	100%
HD 78	Tonda Pauley (D) Holli Sullivan (R)	11,450 20,266	36.1% 63.9%	100%
HD 79	Matt Lehman (R)		100.0%	100%

HD 80	Phil GiaQuinta (D)		100.0%	100%
HD 81	Kyle Miller (D)	12,631	48.0%	100%
	Martin Carbaugh (R)	13,702	52.0%	
HD 82	David Abbott (R)		100.0%	100%
HD 83	Michael Bienz (D)	11,928	31.2%	100%
	Christopher Judy (R)	24,753	64.7%	
	Jason Eicholtz (L)	1,574	4.1%	
HD 84	Emma Steele (D)	13,643	38.9%	100%
	Bob Morris (R)	21,434	61.1%	
HD 85	Pablo Hurtado III (D)	8,297	28.1%	100%
	Dave Heine (R)	21,204	71.9%	
HD 86	Ed DeLaney (D)	27,834	70.0%	100%
	Paul Tinkle (R)	11,909	30.0%	
HD 87	Carey Hamilton (D)	22,691	62.6%	100%
	Ryan Royer (R)	13,573	37.4%	
HD 88	Pam Dechert (D)	18,253	40.7%	100%
	Chris Jeter (R)	26,597	59.3%	
HD 89	Mitch Gore (D)	13,873	51.3%	100%
	Cindy Kirchhofer (R)	13,153	48.7%	
HD 90	Jordan Nienaber (D)	12,565	36.1%	100%
	Mike Speedy (R)	22,284	63.9%	
HD 91	Beverly McDermott-Piazza (D)	9,281	34.3%	100%
	Robert Behning (R)	16,088	59.5%	
	Crystal Henry (L)	1,684	6.2%	
HD 92	Renee Pack (D)		100.0%	100%
HD 93	Angela Elliott (D)	11,794	39.0%	100%
	John Jacob (R)	18,470	61.0%	
HD 94	Cherish Pryor (D)	21,396	85.5%	100%
	Felipe Jesus Rios (R)	3,623	14.5%	

HD 95	John Bartlett (D)		100.0%	100%
HD 96	Greg Porter (D)		100.0%	100%
HD 97	Justin Moed (D)	9,685	56.9%	100%
	John Schmitz (R)	6,951	39.8%	
	Mark Renholzberger (L)	816	4.7%	
HD 98	Robin Schackleford (D)		100.0%	100%
HD 99	Vanessa Summers (D)		100.0%	100%
HD 100	Blake Johnson (D)	16,320	67.0%	100%
	Wayne Harmon (R)	8,022	33.0%	

New Members of the 2021 Indiana House of Representatives



Maureen Bauer (D-South Bend)
House District 6



Jake Teshka (R-South Bend)
House District 7



Mike Andrade (D-Highland)
House District 12



Hal Slager (R-Schererville)
House District 15




Craig Snow (R-Warsaw)
House District 18



Julie Olthoff (R-Crown Point)
House District 19



Elizabeth Rowray (R-Yorktown)
House District 35



Michelle Davis (R-Whiteland)
House District 58

New Members of the 2021 Indiana House of Representatives (continued)



Zach Payne (R-Charlestown)
House District 66



Cindy Ledbetter (R-Newburgh)
House District 75



Chris Jeter (R-Fishers)
House District 88



Mitch Gore (D-Indianapolis)
House District 89



Renee Pack (D-Indianapolis)
House District 92



John Jacob (R-Indianapolis)
House District 93




Blake Johnson (D-Indianapolis)
House District 100

New Members of the 2021 Indiana Senate



Scott Baldwin (R-Noblesville)
Senate District 20



Fady Qaddoura (D-Indianapolis)
Senate District 30



Shelli Yoder (D-Bloomington)
Senate District 40

Roster - Indiana House 2021

71 Republicans; 29 Democrats

Red represents new legislators

- | | | |
|----------------------------|--------------------------|---------------------------|
| 1. Carolyn Jackson (D) | 32. Anthony Cook (R) | 67. Randy Frye (R) |
| 2. Earl Harris, Jr. (D) | 33. J.D. Prescott (R) | 68. Randy Lyness (R) |
| 3. Ragen Hatcher (D) | 34. Sue Errington (D) | 69. Jim Lucas (R) |
| 4. Ed Soliday (R) | 35. Elizabeth Rowray (R) | 70. Karen Engleman (R) |
| 5. Dale DeVon (R) | 36. Terri Austin (D) | 71. Rita Fleming (D) |
| 6. Maureen Bauer (D) | 37. Todd Huston (R) | 72. Ed Clere (R) |
| 7. Jake Teshka (R) | 38. Heath VanNatter (R) | 73. Steve Davisson (R) |
| 8. Ryan Dvorak (D) | 39. Jerry Torr (R) | 74. Steve Bartels (R) |
| 9. Patricia Boy (D) | 40. Greg Steuerwald (R) | 75. Cindy Ledbetter (R) |
| 10. Charles Moseley (D) | 41. Tim Brown (R) | 76. Wendy McNamara (R) |
| 11. Michael Aylesworth (R) | 42. Alan Morrison (R) | 77. Ryan Hatfield (D) |
| 12. Mike Andrade (D) | 43. Tonya Pfaff (D) | 78. Holli Sullivan (R) |
| 13. Sharon Negele (R) | 44. Beau Baird (R) | 79. Matthew Lehman (R) |
| 14. Vernon Smith (D) | 45. Bruce Borders (R) | 80. Phil GiaQuinta (D) |
| 15. Hal Slager (R) | 46. Bob Heaton (R) | 81. Martin Carbaugh (R) |
| 16. Douglas Gutwein (R) | 47. John Young (R) | 82. David Abbott (R) |
| 17. Jack Jordan (R) | 48. Doug Miller (R) | 83. Christopher Judy (R) |
| 18. Craig Snow (R) | 49. Christy Stutzman (R) | 84. Bob Morris (R) |
| 19. Julie Olthoff (R) | 50. Dan Leonard (R) | 85. Dave Heine (R) |
| 20. Jim Pressel (R) | 51. Dennis Zent (R) | 86. Ed DeLaney (D) |
| 21. Tim Wesco (R) | 52. Ben Smaltz (R) | 87. Carey Hamilton (D) |
| 22. Curt Nisly (R) | 53. Robert Cherry (R) | 88. Chris Jeter (R) |
| 23. Ethan Manning (R) | 54. Tom Saunders (R) | 89. Mitch Gore (D) |
| 24. Donna Schaibley (R) | 55. Cindy Ziemke (R) | 90. Mike Speedy (R) |
| 25. Don Lehe (R) | 56. Brad Barrett (R) | 91. Robert Behning (R) |
| 26. Chris Campbell (D) | 57. Sean Eberhart (R) | 92. Renee Pack (D) |
| 27. Sheila Klinker (D) | 58. Michelle Davis (R) | 93. John Jacob (R) |
| 28. Jeffrey Thompson (R) | 59. Ryan Lauer (R) | 94. Cherish Pryor (D) |
| 29. Chuck Goodrich (R) | 60. Peggy Mayfield (R) | 95. John Bartlett (D) |
| 30. Mike Karickhoff (R) | 61. Matt Pierce (D) | 96. Gregory Porter (D) |
| 31. Ann Vermillion (R) | 62. Jeff Ellington (R) | 97. Justin Moed (D) |
| | 63. Shane Lindhauer (R) | 98. Robin Shackelford (D) |
| | 64. Tom Washburne (R) | 99. Vanessa Summers (D) |
| | 65. Chris May (R) | 100. Blake Johnson (D) |
| | 66. Zach Payne (R) | |

#

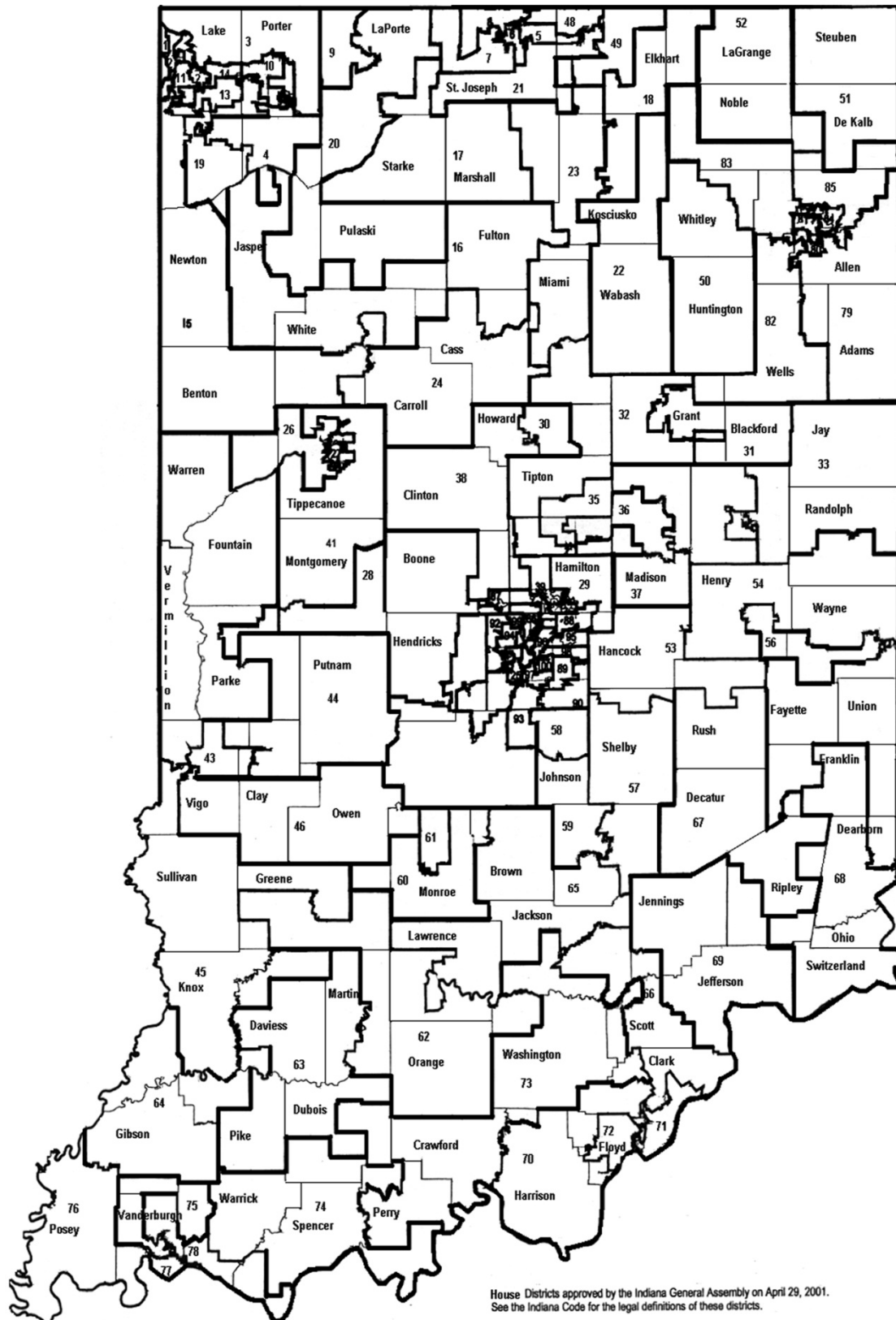
Roster - 2021 Indiana Senate

39 Republicans; 11 Democrats

Red represents new legislators

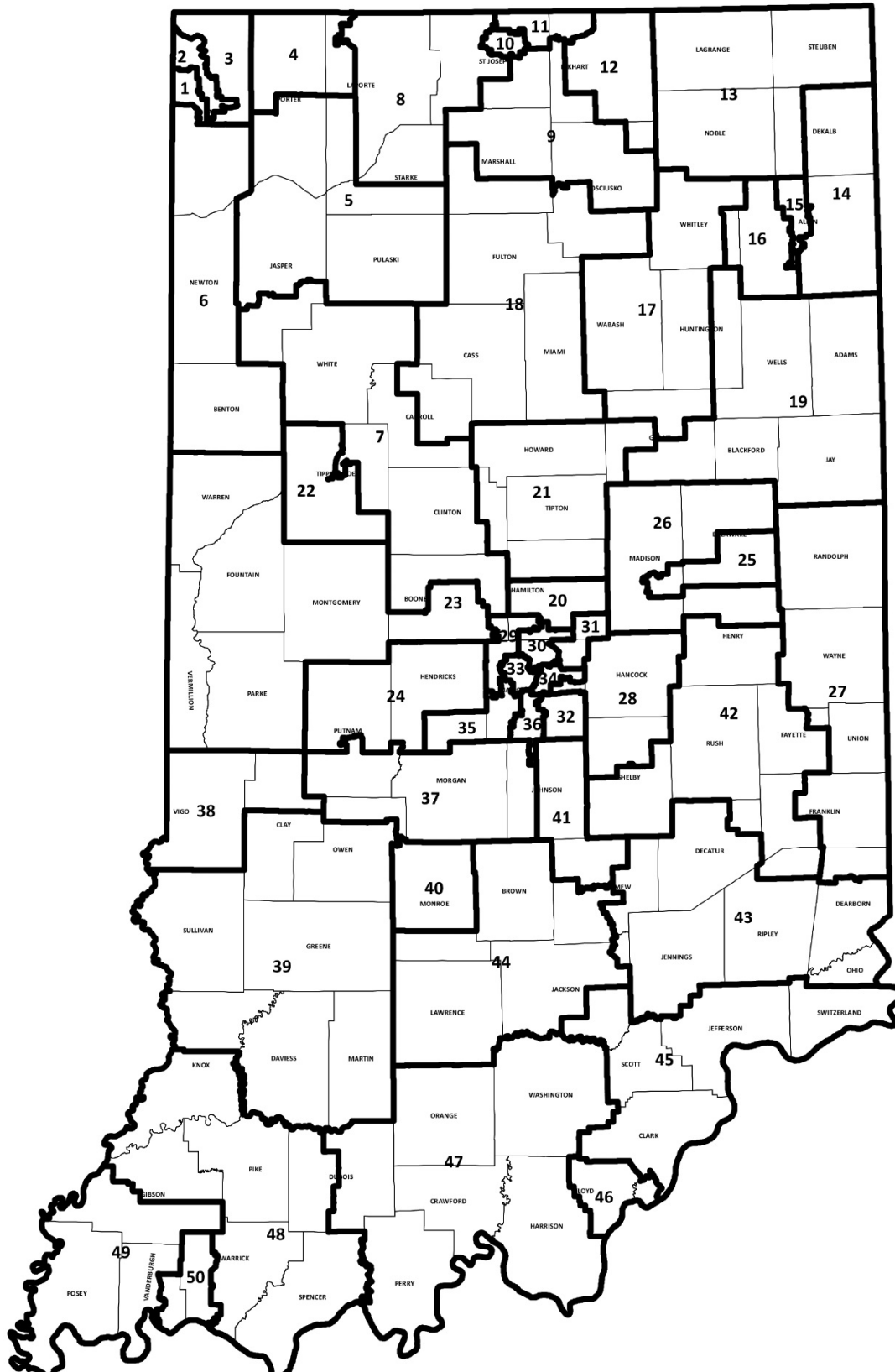
- | | |
|------------------------------|-------------------------------|
| 1. Frank Mrvan (D) | 26. Mike Gaskill (R) |
| 2. Lonnie Randolph (D) | 27. Jeff Raatz (R) |
| 3. Eddie Melton (D) | 28. Mike Crider (R) |
| 4. Karen Tallian (D) | 29. J.D. Ford (D) |
| 5. Ed Charbonneau (R) | 30. Fady Qaddora (D) |
| 6. Rick Niemeyer (R) | 31. TBD (retiring) (R) |
| 7. Brian Buchanan (R) | 32. Aaron Freeman (R) |
| 8. Mike Bohacek (R) | 33. Greg Taylor (D) |
| 9. Ryan Mishler (R) | 34. Jean Breaux (D) |
| 10. David Niezgodski (D) | 35. Mike Young (R) |
| 11. Linda Rogers (R) | 36. Jack Sandlin (R) |
| 12. Blake Doriot (R) | 37. Rodric Bray (R) |
| 13. Susan Glick (R) | 38. Jon Ford (R) |
| 14. Dennis Kruse (R) | 39. Eric Bassler (R) |
| 15. Liz Brown (R) | 40. Shelli Yoder (D) |
| 16. Justin Busch (R) | 41. Greg Walker (R) |
| 17. Andy Zay (R) | 42. Jean Leising (R) |
| 18. Stacy Donato (R) | 43. Chip Perfect (R) |
| 19. Travis Holdman (R) | 44. Eric Koch (R) |
| 20. Scott Baldwin (R) | 45. Chris Garten (R) |
| 21. James Buck (R) | 46. Ron Grooms (R) |
| 22. Ron Alting (R) | 47. Erin Houchin (R) |
| 23. Phil Boots (R) | 48. Mark Messmer (R) |
| 24. John Crane (R) | 49. Jim Tomes (R) |
| 25. Tim Lanane (D) | 50. Vaneta Becker (R) |

Indiana House Districts

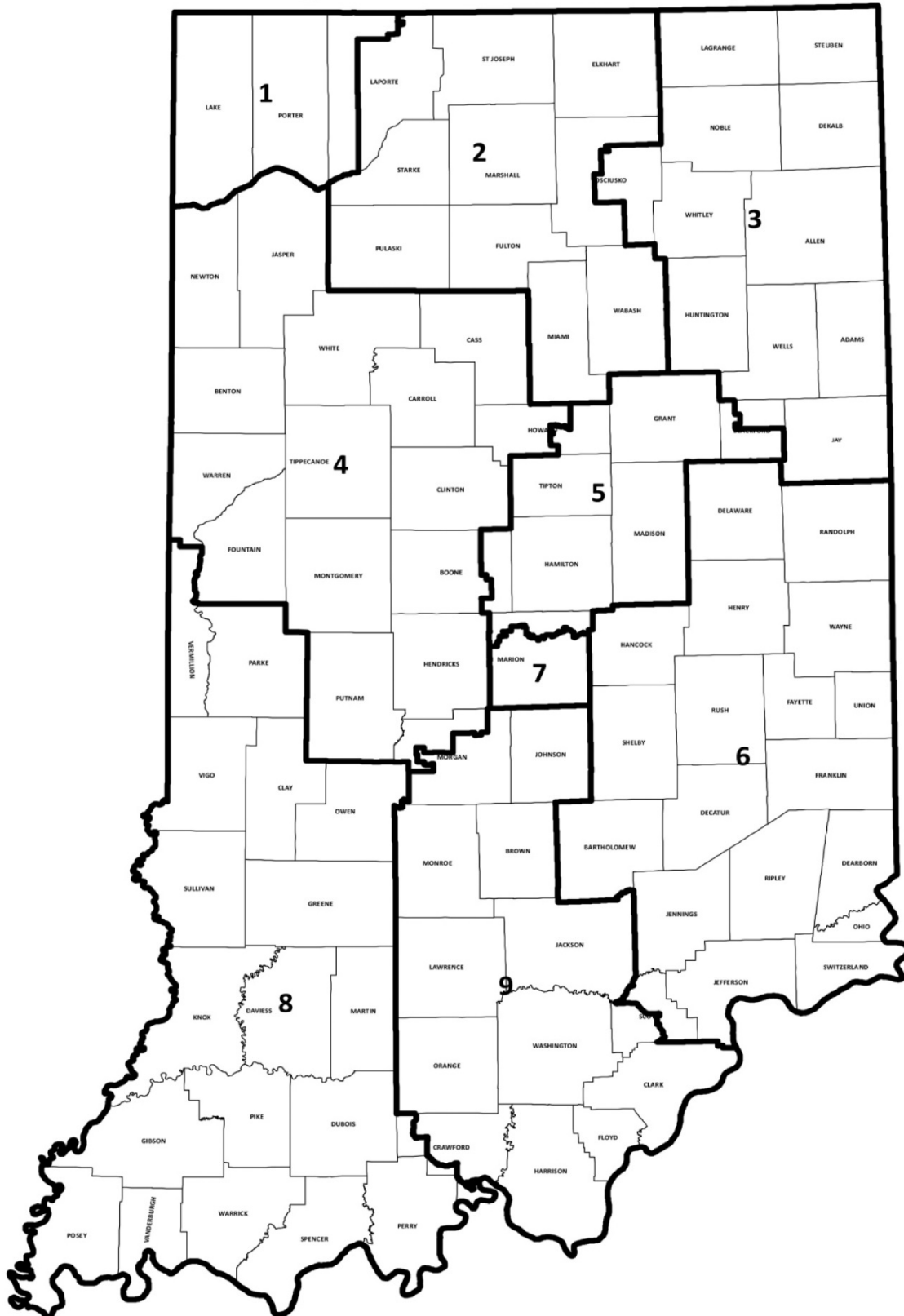


#

Indiana Senate Districts



Indiana Congressional Districts



Indiana Business for Responsive Government (IBRG) is the non-partisan political action program of the Indiana Chamber of Commerce.

The mission of IBRG is to aid in the election of candidates to the Indiana General Assembly whose legislative voting records and/or positions on business-related legislation will enhance the Indiana General Assembly's commitment to a favorable business climate.

Indiana Chamber's IBRG Political Affairs Staff

Jeff Brantley
Senior Vice President, Political Affairs & Foundation

Ashton Eller
Manager, Political Affairs

115 W. Washington Street, Ste. 850S
Indianapolis, IN 46204
(317) 264-7544
www.ibrg.biz
[@ibrg](https://twitter.com/ibrg)

Paid for by the Indiana Chamber of Commerce. Contributions or gifts to Indiana Business for Responsive Government are not deductible for federal income tax purposes.

