


Indiana Results 2022 General Election



INDIANA BUSINESS FOR
RESPONSIVE GOVERNMENT



The non-partisan political action program
of the Indiana Chamber of Commerce.

A report to supporters and members of Indiana Business for Responsive Government (IBRG), the Indiana Chamber of Commerce, and allied organizations. This report will be updated as additional election results are received in the hours and days following.

The “Red Wave” that Wasn’t Nationally Washes Indiana

Indiana Business for Responsive Government (IBRG), the non-partisan political action program of the Indiana Chamber of Commerce, scored a successful general election. Thirty-four (34) of thirty-seven (37) IBRG-endorsed candidates facing opposition were victorious. Thirty-four (34) additional endorsed candidates did not face general election challenges.

While a widely anticipated “red wave” for Republican successes in an off-presidential election may not have occurred nationally, the Indiana GOP significantly out-performed expectations. In both statewide and state legislative races, Republican vote totals significantly outpaced both 2020 and the last off-year election in 2018.

No Republican incumbent state candidate lost their reelection bids, while the GOP protected their current quorum-proof seat counts in both the Indiana House and Senate by (1) defeating “moderate” Democratic state lawmakers in more GOP-leaning districts after redistricting; and (2) winning races in some Democratic-leaning open seats.

In the Indiana House, Republicans were able to achieve a net seat count matching their current 71 seats. In the Senate, the Republicans expanded by one seat to 40.

Due to the continuing populations shifts in Indiana towards urban and suburban areas, the number of House districts in rural and small-town areas declined in the new redistricting maps. If not for winning on offense this year, House Republicans would have suffered a net decline in their number of seats after redistricting.

Now, the third election cycle in a row where the election fight focused on suburban areas that have become quite competitive, Republicans succeeded in significantly improving their election performance in both turnout and voter support. The GOP succeeded in out-performing the market, so to speak, as Democrats struggled to win in new GOP-leaning seats and to take advantage of opportunities in the suburbs.

It's very hard to look at the 2022 midterms in Indiana state legislative races as a "status quo" election, even though on a net basis the number of state legislative seats changed little. Significant shifts in the electorate, redistricting, competitive districts and regions, high-profile legislative actions this summer that enjoyed little public support, very low approval ratings for the General Assembly and the fallout from the biggest primary election cycle in history in the state created a truly tumultuous battlefield.

Breaking down the results for races focused on by the Indiana Chamber's non-partisan political action program, Indiana Business for Responsive Government (IBRG), 34 of the 37 IBRG-backed candidates won their races. Key IBRG-backed candidate wins included Sens. Kyle Walker (R-Indpls) and Linda Rogers (R-Granger), Reps. Jerry Torr (R-Carmel) and Donna Schaibley (R-Carmel).

That the final outcome looks like the status quo in terms of the net seats, in this environment and the battles across the state in both the primary and general elections, Indiana has been through a very active and unpredictable political year.

Indiana Statewide

Office	Candidates	Vote Total	Percent	% Precincts Reported
U.S. Senate	Todd Young (R)	1,044,819	58.9%	89%
	Tom McDermott, Jr. (D)	666,648	37.6%	
	James Sceniak (L)	61,188	3.5%	
Secretary of State	Diego Morales (R)	901,529	54.1%	89%
	Destiny Wells (D)	670,625	40.3%	
	Jeffrey Maurer (L)	92,740	5.6%	
Auditor	Tera Klutz (R)	969,734	59.9%	89%
	ZeNai Brooks (D)	594,376	36.7%	
	John Schick (L)	55,952	3.5%	
Treasurer	Daniel Elliott (R)	988,517	60.7%	89%
	Jessica McClellan (D)	639,333	39.3%	

BOLD = Incumbent Legislator

Indiana Seats in U.S. House of Representatives

Office	Candidates	Vote Total	Percent	% Precincts Reported
CD 1	Jennifer-Ruth Green (R)	100,411	47.2%	94%
	Frank Mrvan, Jr. (D)	112,508	52.8%	
CD 2	Rudy Yakym III (R)	125,222	64.6%	99%
	Paul Steury (D)	62,726	32.4%	
	William Henry (L)	5,782	3.0%	
	Mike Hubbard (write-in)	0	0.0%	
CD 3	Jim Banks (R)	128,919	65.7%	84%
	Gary Snyder (D)	58,082	29.6%	
	Nathan Gotsch (I)	9,152	4.7%	
CD 4	Jim Baird (R)	134,012	68.2%	89%
	Roger Day (D)	62,457	31.8%	
CD 5	Victoria Spartz (R)	112,444	60.5%	75%
	Jeannine Lee Lake (D)	73,291	39.5%	
CD 6	Greg Pence (R)	129,546	67.7%	95%
	Cinde Wirth (D)	61,876	32.3%	
CD 7	Angela Grabovsky (R)	49,983	30.6%	99%
	Andre Carson (D)	109,158	66.9%	
	Gavin Maple (L)	3,981	2.4%	
CD 8	Larry Buschon (R)	125,833	66.0%	84%
	Ray McCormick (D)	56,551	29.7%	
	Andrew Horning (L)	8,313	4.4%	
CD 9	Erin Houchin (R)	136,448	64.2%	99%
	Matthew Fyfe (D)	69,746	32.8%	
	Tonya Millis (L)	6,241	2.9%	

BOLD = Incumbent Legislator

Indiana State Senate

Office	Candidates	Vote Total	Percent	% Precincts Reported
SD 1	Daniel Dernulc (R)	23,422	52.3%	99%
	Michael Griffin (D)	21,367	47.7%	
SD 4	Jeff Larson (R)	18,499	47.7%	99%
	Rodney Pol, Jr. (D)	20,288	52.3%	
SD 6	Rick Niemeyer (R)	Unopposed	100.0%	
SD 11	Linda Rogers (R)	22,950	61.6%	99%
	Mindy Fountain (D)	14,283	38.4%	
SD 14	Tyler Johnson (R)	11,820	61.0%	73%
	Zach Heimach (D)	7,564	39.0%	
SD 15	Elizabeth Brown (R)	Unopposed	100.0%	
SD 17	Andy Zay (R)	27,505	75.1%	99%
	Joe Swisher (D)	9,138	24.9%	
SD 19	Travis Holdman (R)	Unopposed	100.0%	
SD 21	Jim Buck (R)	16,666	63.4%	64%
	Josh Lowry (D)	9,636	36.6%	
SD 22	Ron Alting (R)	Unopposed	100.0%	
SD 23	Spencer Deery (R)	16,841	66.4%	86%
	David Sanders (D)	8,508	33.6%	
SD 25	Mike Gaskill (R)	23,941	64.1%	99%
	Tamie Dixon Tatum (D)	13,418	35.9%	
SD 26	Scott Alexander (R)	5,281	76.6%	15%
	Melanie Wright (D)	1,617	23.4%	
SD 27	Jeff Raatz (R)	26,030	71.2%	99%
	Ronald Itnyre (D)	10,551	28.8%	

SD 29	Alex Choi (R) J.D. Ford (D)	20,899 22,166	48.5% 51.5%	99%
SD 31	Kyle Walker (R) Jocelyn Vare (D)	28,261 22,666	55.5% 44.5%	99%
SD 38	Jon Ford (R)	Unopposed	100.0%	
SD 39	Eric Bassler (R)	Unopposed	100.0%	
SD 41	Greg Walker (R) Bryan Munoz (D)	24,695 11,725	67.8% 32.2%	99%
SD 43	Chip Perfect (R)	Unopposed	100.0%	
SD 45	Chris Garten (R) Nick Marshall (D)	24,947 14,836	62.7% 37.3%	99%
SD 46	Evan Shearin (R) Andrea Hunley (D)	7,030 18,456	27.6% 72.4%	99%
SD 47	Gary Byrne (R) Kathleen Forte (D)	29,481 14,386	67.2% 32.8%	99%
SD 48	Mark Messmer (R) Jeff Hill (D)	32,376 12,399	72.3% 27.7%	99%
SD 49	Jim Tomes (R)	Unopposed	100.0%	

BOLD = Incumbent Legislator

Indiana House of Representatives

Office	Candidates	Vote Total	Percent	% Precincts Reported
HD 1	Carolyn Jackson (D)	Unopposed	100.0%	
HD 2	Earl Harris, Jr. (D)	Unopposed	100.0%	
HD 3	Ragen Hatcher (D)	Unopposed	100.0%	
HD 4	Ed Soliday (R)	Unopposed	100.0%	
HD 5	Dale DeVon (R) Heidi Beidinger (D)	11,738 8,965	56.7% 43.3%	99%
HD 6	Maureen Bauer (D)	Unopposed	100.0%	
HD 7	Jake Teshka (R) Ross Deal (D)	11,969 7,701	60.8% 39.2%	99%
HD 8	Ryan Dvorak (D)	Unopposed	100.0%	
HD 9	Dion Bergeron (R) Patricia Boy (D)	9,576 11,642	45.1% 54.9%	99%
HD 10	Manuel Maldonado (R) Chuck Moseley (D)	8,976 10,039	47.2% 52.8%	99%
HD 11	Michael Aylesworth (R)	Unopposed	100.0%	
HD 12	Charles Kallas (R) Mike Andrade (D)	10,026 12,543	44.4% 55.6%	99%
HD 13	Sharon Negele (R)	9,036	100.0%	99%
HD 14	Vernon Smith (D)	Unopposed	100.0%	
HD 15	Hal Slager (R) Chris Kucuch (D)	16,195 9,437	63.2% 36.8%	99%
HD 16	Kendell Culp (R)	Unopposed	100.0%	

HD 17	Jack Jordan (R) James White (D)	13,863 4,673	74.8% 25.2%	99%
HD 18	David Abbott (R)	Unopposed	100.0%	
HD 19	Julie Olthoff (R) Lisa Beck (D)	13,647 9,594	58.7% 41.3%	99%
HD 20	Jim Pressel (R)	Unopposed	100.0%	
HD 21	Tim Wesco (R) Camden Chaffee (D)	9,337 3,315	73.8% 26.2%	99%
HD 22	Craig Snow (R) Dee Moore (D) Josh Vergiels (L)	14,732 3,045 783	79.4% 16.4% 4.2%	99%
HD 23	Ethan Manning (R)	Unopposed	100.0%	
HD 24	Donna Schaibley (R) Joellen Mayer (D) Kenneth Tucker (I)	14,672 10,570 660	56.6% 40.8% 2.5%	99%
HD 25	Becky Cash (R) Jen Bass-Patino (D)	12,361 11,084	52.7% 47.3%	99%
HD 26	Fred Duttlinger (R) Chris Campbell (D)	2,134 4,058	34.5% 65.5%	67%
HD 27	James Haas (R) Sheila Klinker (D)	1,986 3,733	34.7% 65.3%	51%
HD 28	Jeff Thompson (R)	Unopposed	100.0%	
HD 29	Chuck Goodrich (R)	Unopposed	100.0%	
HD 30	Mike Karickhoff (R) Robin Williams (D)	425 123	77.6% 22.4%	4%
HD 31	Ann Vermillion (R)	Unopposed	100.0%	
HD 32	Fred Glynn (R) Victoria Garcia Wilburn (D)	12,245 12,477	49.5% 50.5%	99%

HD 33	J.D. Prescott (R) John Bartlett (D)	10,496 4,322	70.8% 29.2%	80%
HD 34	Dale Basham (R) Sue Errington (D)	6847 7657	47.2% 52.8%	99%
HD 35	Elizabeth Rowray (R) Brad Sowinski (D)	7,751 3,183	70.9% 29.1%	59%
HD 36	Kyle Pierce (R) Terri Jo Austin (D)	8,888 8,555	51.0% 49.0%	99%
HD 37	Todd Huston (R)	Unopposed	100.0%	
HD 38	Heath VanNatter (R)	Unopposed	100.0%	
HD 39	Jerry Torr (R) Matt McNally (D)	14,753 13,428	52.4% 47.6%	99%
HD 40	Greg Steuerwald (R)	Unopposed	100.0%	
HD 41	Mark Genda (R) Greg Woods (D)	10,702 3,522	75.2% 24.8%	89%
HD 42	Alan Morrison (R) Mark Spelbring (D)	10,833 4,739	69.6% 30.4%	83%
HD 43	Andrew McNeil (R) Tonya Pfaff (D)	6,239 8,657	41.9% 58.1%	99%
HD 44	Beau Baird (R)	Unopposed	100.0%	
HD 45	Bruce Borders (R) Cody Alsman (D)	12,481 5,797	68.3% 31.7%	95%
HD 46	Bob Heaton (R) Kurtis Cummings (D)	9,359 4,174	69.2% 30.8%	76%
HD 47	Robb Greene (R)	Unopposed	100.0%	
HD 48	Doug Miller (R)	Unopposed	100.0%	
HD 49	Joanna King (R) Amanda Qualls (D)	10,348 5,040	67.2% 32.8%	99%

HD 50	Lorissa Sweet (R) Tammari Ingalls (D)	16,416 4,737	77.6% 22.4%	99%
HD 51	Denny Zent (R) Michael Travis (D)	10,753 3,469	75.6% 24.4%	99%
HD 52	Ben Smaltz (R) Morgan Rigg (L)	13,376 2,998	81.7% 18.3%	99%
HD 53	Bob Cherry (R)	Unopposed	100.0%	
HD 54	Cory Criswell (R) Nan Polk (D)	13,716 4,899	73.7% 26.3%	98%
HD 55	Lindsay Patterson (R)	Unopposed	100.0%	
HD 56	Brad Barrett (R) C. Yvonne Washington (D)	11,764 5,057	69.9% 30.1%	99%
HD 57	Craig Haggard (R)	Unopposed	100.0%	
HD 58	Michelle Davis (R)	Unopposed	100.0%	
HD 59	Ryan Lauer (R) Ross Thomas (D)	11,015 6,948	61.3% 38.7%	99%
HD 60	Peggy Mayfield (R) Kathy Thorpe (D)	9,591 3,874	71.2% 28.8%	99%
HD 61	Matt Pierce (D)	Unopposed	100.0%	
HD 62	Dave Hall (R) Penny Githens (D)	12,067 10,824	52.7% 47.3%	99%
HD 63	Shane Lindauer (R) Teresa Kendally (D)	14,555 4,363	76.9% 23.1%	99%
HD 64	Matt Hostettler (R)	Unopposed	100.0%	
HD 65	Chris May (R) Kevin Goodman (D)	14,645 4,192	77.7% 22.3%	99%
HD 66	Zach Payne (R)	14,204	70.3%	99%

	Nancy McDevitt (D)	5,989	29.7%	
HD 67	Randy Frye (R)	Unopposed	100.0%	
HD 68	Randall Lyness (R)	Unopposed	100.0%	
HD 69	Jim Lucas (R)	12,523	73.7%	99%
	Chad Harmon (D)	4,474	26.3%	
HD 70	Karen Engleman (R)	17,962	75.0%	99%
	Jason Joe Shemanski (D)	5,978	25.0%	
HD 71	Scott Hawkins (R)	8,688	50.1%	99%
	Rita Fleming (D)	8,653	49.9%	
HD 72	Ed Clere (R)	13,379	60.4%	99%
	Keil Roark (D)	8,763	39.6%	
HD 73	Jennifer Meltzer (R)	12,048	76.5%	91%
	Mary Pruett (D)	3,694	23.5%	
HD 74	Stephen Bartels (R)	Unopposed	100.0%	
HD 75	Cindy Ledbetter (R)	14,835	70.5%	99%
	Zack Davis (D)	6,201	29.5%	
HD 76	Wendy McNamara (R)	11,841	63.1%	99%
	Kathy Rybak (D)	6,116	32.6%	
	Cheryl Batteiger-Smith (I)	810	4.3%	
HD 77	Ryan Hatfield (D)	8,174	76.7%	99%
	Jada Burton (L)	2,483	23.3%	
HD 78	Tim O'Brien (R)	13,095	62.7%	99%
	Jason Salstrom (D)	7,779	37.3%	
HD 79	Matt Lehman (R)	Unopposed	100.0%	
HD 80	Phil GiaQuinta (D)	Unopposed	100.0%	
HD 81	Martin Carbaugh (R)	Unopposed	100.0%	
HD 82	Davyd Jones (R)	3,619	41.2%	74%
	Kyle Miller (D)	5,170	58.8%	

HD 83	Christopher Judy (R)	Unopposed	100.0%	
HD 84	Bob Morris (R)	Unopposed	100.0%	
HD 85	Dave Heine (R)	Unopposed	100.0%	
HD 86	Mark Small (R)	6,921	28.5%	99%
	Ed DeLaney (D)	17,384	71.5%	
HD 87	Jordan Davis (R)	8,051	36.8%	99%
	Carey Hamilton (D)	13,825	63.2%	
HD 88	Chris Jeter (R)	11,133	59.8%	79%
	Donna Griffin (D)	7,485	40.2%	
HD 89	Michael-Paul Hart (R)	6,593	49.2%	
	Mitch Gore (D)	6,806	50.8%	
HD 90	Mike Speedy (R)	Unopposed	100.0%	
HD 91	Robert Behning (R)	Unopposed	100.0%	
HD 92	John Couch (R)	5,621	44.1%	99%
	Renee Pack (D)	7,125	55.9%	
HD 93	Julie McGuire (R)	7,681	58.0%	99%
	Andy Miller (D)	4,735	35.7%	
	Karl Knable (I)	838	6.3%	
HD 94	Cherish Pryor (D)	Unopposed	100.0%	
HD 95	John Bartlett (D)	Unopposed	100.0%	
HD 96	Greg Porter (D)	Unopposed	100.0%	
HD 97	John Schmitz (R)	3,239	38.2%	99%
	Justin Moed (D)	4,854	58.3%	
	Edgar Amaro Villegas (L)	232	2.8%	
HD 98	Robin Schackleford (D)	Unopposed	100.0%	
HD 99	Felipe Rios (R)	1,717	17.3%	99%
	Vanessa Summers (D)	8,190	82.7%	

HD 100	Blake Johnson (D)	Unopposed	100.0%
--------	-------------------	-----------	--------

BOLD = Incumbent Legislator

New Members of the 2023 Indiana House of Representatives

#



Becky Cash (R-Zionsville)
House District 25



Cory Criswell (R-Middletown)
House District 54



Kendell Culp (R-Rensselaer)
House District 16



Mark Genda (R-Frankfort)
House District 41



Robb Greene (R-Shelbyville)
House District 47



Craig Haggard (R-Mooresville)
House District 57

Continued next page

New Members of the 2023 Indiana House of Representatives (continued)



Dave Hall (R-Norman)
House District 62



Scott Hawkins (R-Jeffersonville)
House District 62




Julie McGuire (R-Indianapolis)
House District 93



Jennifer Meltzer (R-Shelbyville)
House District 73



Kyle Miller (D-Fort Wayne)
House District 82



Lindsay Patterson (R-Laurel)
House District 55


New Members of the 2023 Indiana House of Representatives (continued)



Kyle Pierce (R-Anderson)
House District 36



Lorissa Sweet (R-Wabash)
House District 50



Victoria Garcia Wilburn (D-Indianapolis)
House District 32

New Members of the 2023 Indiana Senate



Scott Alexander (R-Eaton)
Senate District 26



Spencer Deery (R-West Lafayette)
Senate District 23



Daniel Dernulc (R-Highland)
Senate District 1



Andrea Hunley (D-Indianapolis)
Senate District 46



Tyler Johnson (R-Leo)
Senate District 14

#

Roster - Indiana House 2023

71 Republicans; 29 Democrats

Red represents new legislators

- | | | |
|-----------------------------|--|---------------------------------|
| 1. Carolyn Jackson (D) | 32. Victoria Garcia Wilburn (D) | 67. Randy Frye (R) |
| 2. Earl Harris, Jr. (D) | 33. J.D. Prescott (R) | 68. Randy Lyness (R) |
| 3. Ragen Hatcher (D) | 34. Sue Errington (D) | 69. Jim Lucas (R) |
| 4. Ed Soliday (R) | 35. Elizabeth Rowray (R) | 70. Karen Engleman (R) |
| 5. Dale DeVon (R) | 36. Kyle Pierce (R) | 71. Scott Hawkins (R) |
| 6. Maureen Bauer (D) | 37. Todd Huston (R) | 72. Ed Clere (R) |
| 7. Jake Teshka (R) | 38. Heath VanNatter (R) | 73. Jennifer Meltzer (R) |
| 8. Ryan Dvorak (D) | 39. Jerry Torr (R) | 74. Steve Bartels (R) |
| 9. Patricia Boy (D) | 40. Greg Steuerwald (R) | 75. Cindy Ledbetter (R) |
| 10. Charles Moseley (D) | 41. Mark Genda (R) | 76. Wendy McNamara (R) |
| 11. Michael Aylesworth (R) | 42. Alan Morrison (R) | 77. Ryan Hatfield (D) |
| 12. Mike Andrade (D) | 43. Tonya Pfaff (D) | 78. Tim O'Brien (R) |
| 13. Sharon Negele (R) | 44. Beau Baird (R) | 79. Matt Lehman (R) |
| 14. Vernon Smith (D) | 45. Bruce Borders (R) | 80. Phil GiaQuinta (D) |
| 15. Hal Slager (R) | 46. Bob Heaton (R) | 81. Martin Carbaugh (R) |
| 16. Kendell Culp (R) | 47. Robb Greene (R) | 82. Kyle Miller (D) |
| 17. Jack Jordan (R) | 48. Doug Miller (R) | 83. Christopher Judy (R) |
| 18. David Abbott (R) | 49. Joanna King (R) | 84. Bob Morris (R) |
| 19. Julie Olthoff (R) | 50. Lorissa Sweet (R) | 85. Dave Heine (R) |
| 20. Jim Pressel (R) | 51. Dennis Zent (R) | 86. Ed DeLaney (D) |
| 21. Tim Wesco (R) | 52. Ben Smaltz (R) | 87. Carey Hamilton (D) |
| 22. Craig Snow (R) | 53. Robert Cherry (R) | 88. Chris Jeter (R) |
| 23. Ethan Manning (R) | 54. Cory Criswell (R) | 89. Mitch Gore (D) |
| 24. Donna Schaibley (R) | 55. Lindsay Patterson (R) | 90. Mike Speedy (R) |
| 25. Becky Cash (R) | 56. Brad Barrett (R) | 91. Robert Behning (R) |
| 26. Chris Campbell (D) | 57. Craig Haggard (R) | 92. Renee Pack (D) |
| 27. Sheila Klinker (D) | 58. Michelle Davis (R) | 93. Julie McGuire (R) |
| 28. Jeff Thompson (R) | 59. Ryan Lauer (R) | 94. Cherish Pryor (D) |
| 29. Chuck Goodrich (R) | 60. Peggy Mayfield (R) | 95. John Bartlett (D) |
| 30. Mike Karickhoff (R) | 61. Matt Pierce (D) | 96. Gregory Porter (D) |
| 31. Ann Vermillion (R) | 62. Dave Hall (R) | 97. Justin Moed (D) |
| | 63. Shane Lindhauer (R) | 98. Robin Shackelford (D) |
| | 64. Matt Hostettler (R) | 99. Vanessa Summers (D) |
| | 65. Chris May (R) | 100. Blake Johnson (D) |
| | 66. Zach Payne (R) | |

#

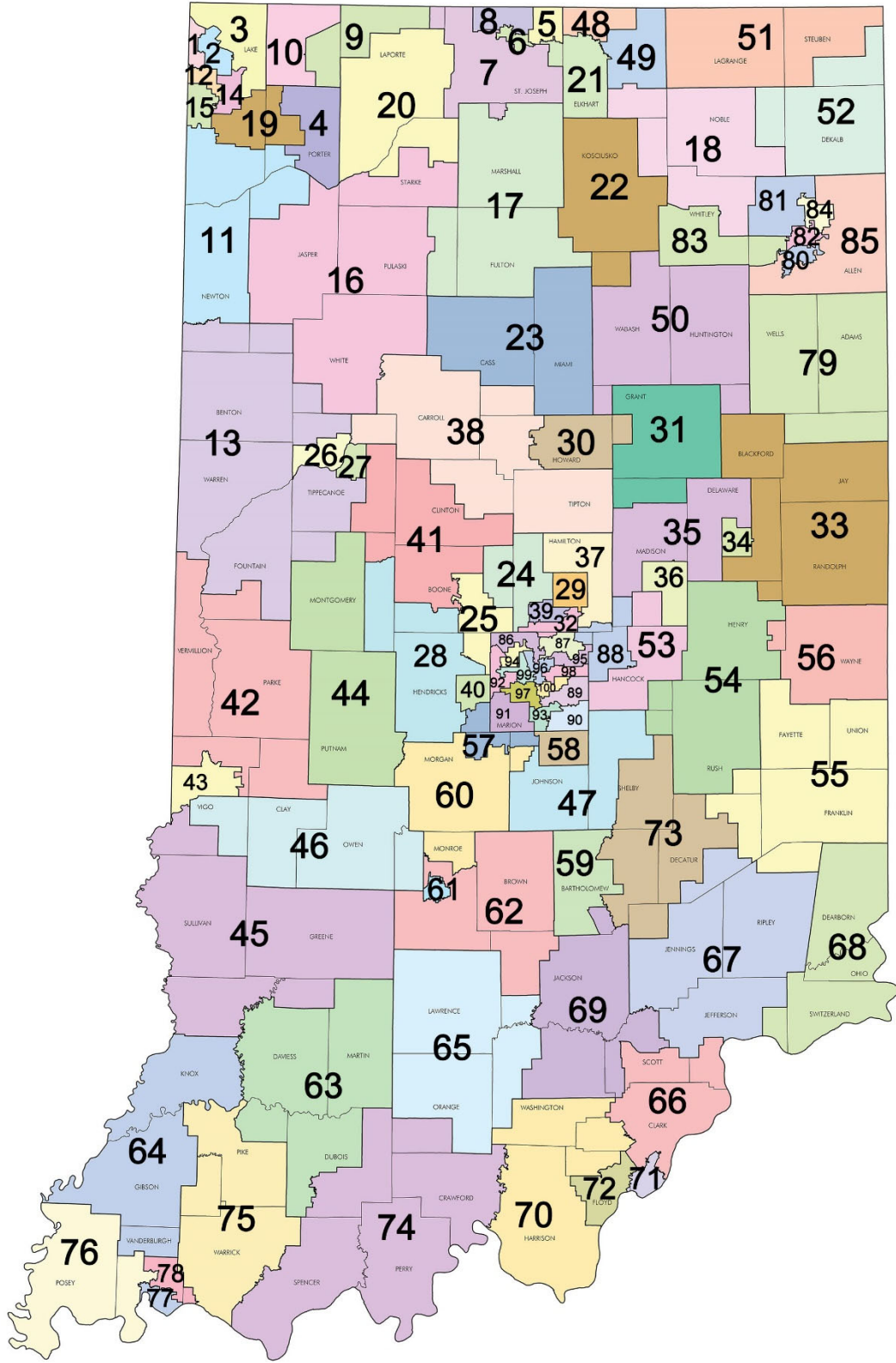
Roster - 2023 Indiana Senate

40 Republicans; 10 Democrats

Red represents new legislators

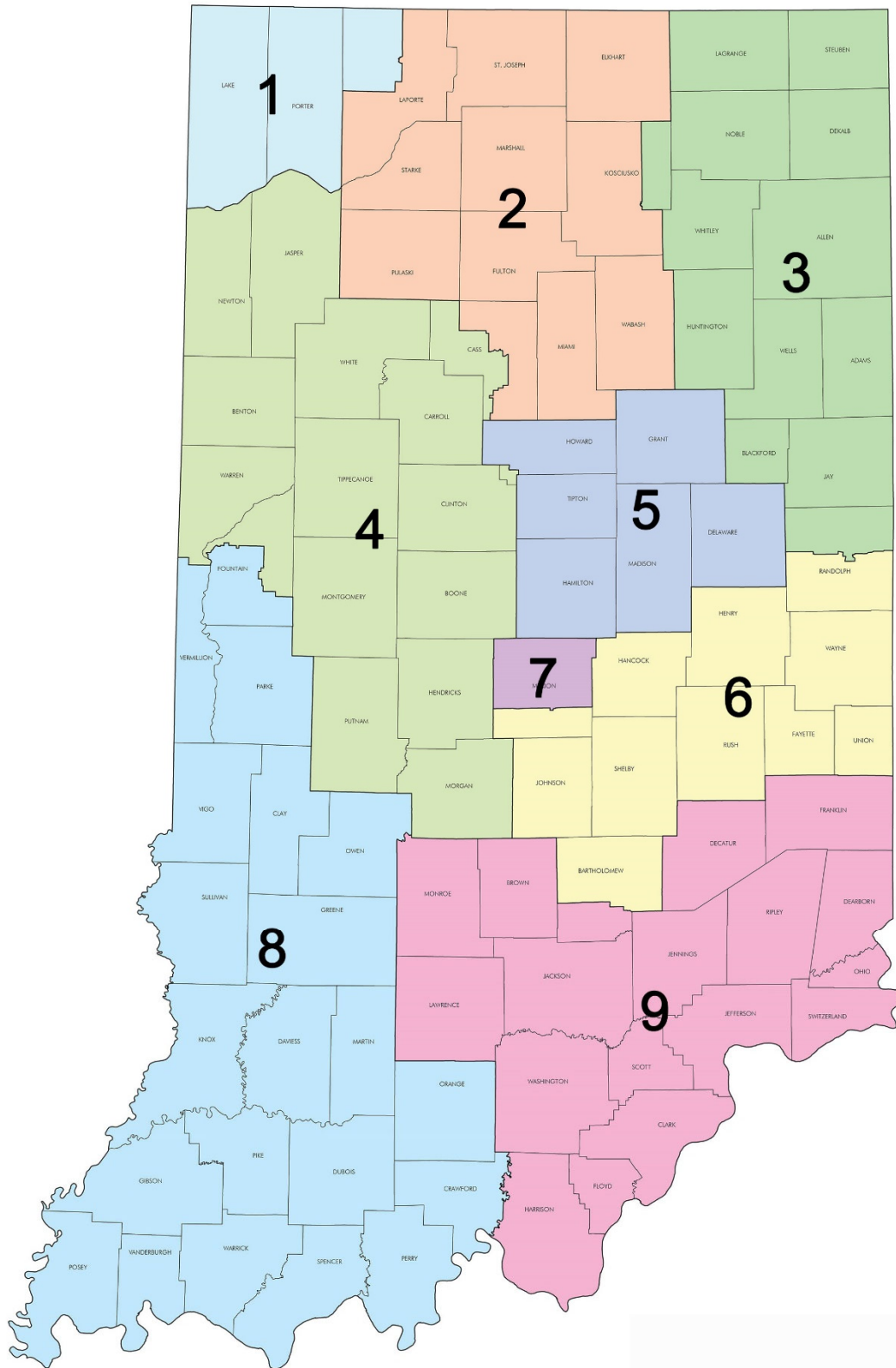
1. **Dan Dernulc (R)**
2. Lonnie Randolph (D)
3. Eddie Melton (D)
4. Rodney Pol, Jr. (D)
5. Ed Charbonneau (R)
6. Rick Niemeyer (R)
7. Brian Buchanan (R)
8. Mike Bohacek (R)
9. Ryan Mishler (R)
10. David Niezgodski (D)
11. Linda Rogers (R)
12. Blake Doriot (R)
13. Susan Glick (R)
14. **Tyler Johnson (R)**
15. Liz Brown (R)
16. Justin Busch (R)
17. Andy Zay (R)
18. Stacey Donato (R)
19. Travis Holdman (R)
20. Scott Baldwin (R)
21. Jim Buck (R)
22. Ron Alting (R)
23. **Spencer Deery (R)**
24. John Crane (R)
25. Mike Gaskill (R)
26. **Scott Alexander (R)**
27. Jeff Raatz (R)
28. Mike Crider (R)
29. J.D. Ford (D)
30. Fady Qaddoura (D)
31. Kyle Walker (R)
32. Aaron Freeman (R)
33. Greg Taylor (D)
34. Jean Breaux (D)
35. Mike Young (R)
36. Jack Sandlin (R)
37. Rod Bray (R)
38. Jon Ford (R)
39. Eric Bassler (R)
40. Shelli Yoder (D)
41. Greg Walker (R)
42. Jean Leising (R)
43. Chip Perfect (R)
44. Eric Koch (R)
45. Chris Garten (R)
46. **Andrea Hunley (D)**
47. Gary Byrne (R)
48. Mark Messmer (R)
49. Jim Tomes (R)
50. Vaneta Becker (R)

Indiana House Districts



#

Congressional Districts



Indiana Business for Responsive Government (IBRG) is the non-partisan political action program of the Indiana Chamber of Commerce.

The mission of IBRG is to aid in the election of candidates to the Indiana General Assembly whose legislative voting records and/or positions on business-related legislation will enhance the Indiana General Assembly's commitment to a favorable business climate.

Indiana Chamber's IBRG Political Affairs Staff

Jeff Brantley
Senior Vice President, Political Affairs & Foundation

Ashton Eller
Manager, Political Affairs

115 W. Washington Street, Ste. 850S
Indianapolis, IN 46204
(317) 264-7544
www.ibrg.biz

Paid for by the Indiana Chamber of Commerce. Contributions or gifts to Indiana Business for Responsive Government are not deductible for federal income tax purposes.

